



2016



RAM
COMMERCIAL



2016 RAM COMMERCIAL: HOW YOU GET DOWN TO BUSINESS.

The Ram Commercial portfolio is designed to support business, industry and agriculture with numerous best-in-class features and class-exclusive advantages that deliver unprecedented capability. Ram stands out with superior performance, low cost of ownership, outstanding power and impressive versatility.

Here, power is matched with efficiency. Take Ram 1500, leading the commercial market with the award-winning 3.0L EcoDiesel V6 and segment-first TorqueFlite® 8-speed automatic^{1*} producing best-in-class low-end torque² and the best fuel economy of any full-size truck in Canada.³ Ram Commercial offers a capable lineup of engines that ranges from the 2.4L Tigershark® MultiAir® I-4 and 3.6L Pentastar™ Variable Valve Timing (VVT) V6 to the 5.7L and 6.4L HEMI® V8 powerplants, with the 6.7L Cummins® I-6 Turbo Diesel ruling the top end in Ram 2500/3500 and Chassis Cab models. In every way, Ram Commercial is ready to serve.

When you factor in technology that includes class-exclusive multilink coil spring rear suspension,⁴ class-exclusive air suspension systems⁴ and proven transmissions, you've got it all: exceptional capability, class-dominating towing,⁵ class-leading cargo versatility,⁶ best-in-class fuel efficiency,³ and outstanding levels of comfort and technology. This is where the best comes together, and one brand fulfills it all: Ram.



CLASS-LEADING TOWING CAPABILITY⁵

RAM 3500: UP TO 14,157 KG (31,210 LB)



Properly secure all cargo.



CLASS-LEADING CARGO VOLUME⁷

RAM PROMASTER CITY™:
UP TO 3,729 L (131.7 CU FT)



Properly secure all cargo.

CONTENTS

POWERTRAINS	4 - 6	WHEELS	32 - 33
TRANSMISSIONS	7	PAINTS	34 - 35
SUSPENSIONS	8 - 9	PAINTS / FABRICS	35
TOWING / PAYLOAD	10 - 11	COMPARISON CHART	36 - 37
4x4 CAPABILITY	12	1500 / 2500 / 3500 PICKUP	
POWER TAKE-OFF	13	FEATURES	38 - 43
RAMBOX® / BED VERSATILITY	14	SPECIFICATIONS	44 - 45
INTERIOR / CARGO VERSATILITY	15	3500 / 4500 / 5500 CHASSIS CAB	
INTERIORS	16	FEATURES	46 - 47
TECHNOLOGY / UCONNECT®	17	SPECIFICATIONS	48 - 49
1500 PICKUP	18 - 19	PROMASTER CITY	
2500 / 3500 PICKUPS	20 - 21	FEATURES	50
3500 / 4500 / 5500		SPECIFICATIONS	51
CHASSIS CAB	22 - 23	PROMASTER	
PROMASTER CITY	24 - 27	FEATURES	52
PROMASTER	28 - 29	SPECIFICATIONS	53
PROMASTER CUTAWAY & CHASSIS CAB	30 - 31	CONFIGURATIONS	54



CANADA'S MOST FUEL-EFFICIENT FULL-SIZE PICKUP³

RAM 1500:
UP TO 8.0 L/100 KM (35 MPG) HIGHWAY³



Properly secure all cargo.



CANADA'S LONGEST-LASTING PICKUPS⁶

RAM 1500, 2500 AND 3500



CANADA'S MOST VERSATILE CARGO VAN⁸

RAM PROMASTER™



Properly secure all cargo.

*All disclaimers and disclosures can be found on page 55.

FROM POWER AND TORQUE TO FUEL ECONOMY,



2.4L TIGERSHARK® MULTI-AIR® I-4
RAM PROMASTER CITY™

178 HORSEPOWER 174 LB-FT OF TORQUE

RAM PROMASTER CITY WITH CLASS-EXCLUSIVE 9-SPEED AUTOMATIC TRANSMISSION⁷

LONG-PROVEN IN THE FIELD. Paired with the world's first commercial application of a 9-speed automatic transmission, the 2.4L Tigershark® utilizes the MultiAir2 technology developed by FIAT.[®]

Built on a high-pressure die-cast aluminum block, the Tigershark® utilizes a steel crankshaft to add stiffness. A lightweight aluminum ladder frame between the engine's aluminum block and steel oil pan helps improve structural rigidity. Individual piston oil squirters maintain internal temperatures within the ideal range, and the air inlet positioning is ideal for accommodating heavy rains or flooding.

BEST-IN-CLASS HORSEPOWER⁷ Top-rated 178 hp lets you accelerate from 0 to 48 km/h in 3.7 seconds.

BEST-IN-CLASS STANDARD TORQUE⁷ With 174 lb-ft of on-demand torque, Ram ProMaster City models achieve best-in-class towing—up to 907 kg (2,000 lb).⁷

HIGH-ENERGY IGNITION SYSTEM. The compact coil-on-plugs improve combustion to help achieve great fuel efficiency.

MINIMAL MAINTENANCE. Precious-metal spark plugs are rated for up to 160,000 km between changes.

OUTSTANDING DRIVING RANGE. With its 61-litre fuel tank, highway driving range achieves up to 750 kilometres per tank²²



3.0L ECODIESEL V6*
RAM 1500

240 HORSEPOWER 420 LB-FT OF TORQUE

RAM 1500 WITH SEGMENT-FIRST TORQUEFLITE[®] 8-SPEED AUTOMATIC TRANSMISSION¹

GROUNDBREAKING ENGINEERING. This dual overhead cam (DOHC) 24-valve turbo V6 is so powerful, it rivals V8 output and capability—and with incredible efficiency. With the TorqueFlite 8-speed automatic, it delivers best-in-class low-end torque² of 420 lb-ft at 2,000 rpm. When properly equipped, towing strength can reach up to 4,178 kg (9,210 lb).

Refinements include a 29,000-psi Common Rail Fuel Injection System with Multi-Jet II Shaping Technology and biodiesel capability up to a B-20 blend.

Built by the world-class manufacturer VM Motori, the 3.0L EcoDiesel V6 earned honours three years in a row as a *Ward's* "10 Best Engines" winner for 2014, 2015 and 2016.

LASTING DURABILITY. The engine is built with a cylinder block and bedplate constructed of high-strength compact graphite iron, a forged steel crankshaft and connecting rods, durable aluminum alloy pistons, heat-treated aluminum cylinder heads and oil injectors for each piston.

8.0 L/100 KM (35 MPG) HIGHWAY³

TURBO POWER. An electronically controlled and watercooled Variable Geometry Turbocharger enhances durability and capability. The system provides critical turbine power at low engine speeds, helping ensure optimal power and performance at all times.

STATE-OF-THE-ART SELECTIVE CATALYTIC REDUCTION. This system reduces emissions and incorporates a unique Diesel Exhaust Fluid (DEF) system that alerts the driver to low DEF levels while also allowing the engine to maintain full power.

COOL OIL. LONG LIFE. REDUCED COSTS. A standard engine oil cooler keeps the oil at peak operating temperatures, contributing to recommended oil change intervals of up to 16,000 km.⁹



For the second year in a row, the Ram 1500 EcoDiesel wins top honours in the pickup truck category at the 2016 Canadian Truck King Challenge.

³For real-world information on the 3.0L EcoDiesel V6, please see page 19.

RAM OFFERS A COMPLETE POWERTRAIN SELECTION.



3.0L ECODIESEL I-4
RAM PROMASTER™

174 HORSEPOWER 295 LB-FT OF TORQUE

RAM PROMASTER WITH CLASS-EXCLUSIVE 6-SPEED AUTOMATED MANUAL TRANSMISSION⁸

SIX GENERATIONS OF POWER. As an optional powerplant for the 2016 Ram ProMaster Cargo Van, Window Van and Cutaway/Chassis Cab[†] models, this 4-cylinder EcoDiesel supplies 174 horsepower, with torque peaking at a powerful 295 lb-ft. Employing efficient, clean-burning diesel technology, the 3.0L EcoDiesel I-4 features an electronically controlled, high-pressure Common Rail Fuel Injection System and a Variable Geometry Turbocharger with intercooler. It's mated to the class-exclusive 6-speed automated manual transmission,⁸ delivering the efficient operation of a manual with the convenience of an automatic.

The proven nature of this engine is reflected in standout longevity: it's now in its sixth generation of application, a credential that attests to exceptional durability and quality.

THIS FAMILY KNOWS POWER. The 3.0L EcoDiesel I-4 is derived from an engine family that's commonly applied to large commercial offerings. Given the size and low weight of Ram ProMaster, features like torque and efficiency are enhanced.

[†]Late availability on Chassis Cab/Cutaway models.



3.6L PENTASTAR™ VVT V6
RAM PROMASTER/RAM 1500

305 HORSEPOWER 269 LB-FT OF TORQUE

RAM 1500 WITH SEGMENT-FIRST TORQUEFLITE[®] 8-SPEED AUTOMATIC TRANSMISSION¹

280 HORSEPOWER 260 LB-FT OF TORQUE

RAM PROMASTER WITH 6-SPEED AUTOMATIC TRANSMISSION

THIS ENGINE FEATURES STRENGTHS SO GOOD, it is available in a variety of applications across the Ram lineup. Our engineering team accomplished this by building into the design the reliability that commercial vehicles count on—and then added top-notch fuel-efficient performance characteristics. Its capability is so impressive, it's been honoured as a three-time winner of the *Ward's* "10 Best Engines" award.

No matter how you measure it, Ram commercial vehicles equipped with the 3.6L Pentastar VVT V6 deliver exactly what business needs: exceptional fuel economy, the authority of tough torque, with no-nonsense horsepower for confident acceleration. Pentastar applications also include Ram 1500 and Ram ProMaster, each utilizing the optimal transmission for the best capability and performance.

UP TO 9.3 L/100 KM (30 MPG):¹⁰ Credit the effective combination of the 3.6L Pentastar VVT V6 with the TorqueFlite 8-speed automatic transmission for compelling output and fuel efficiency that give Ram 1500—and your business—the edge.



5.7L HEMI® V8
RAM 1500/2500/3500

395 HORSEPOWER 410 LB-FT OF TORQUE

RAM 1500 6-SPEED AUTOMATIC OR SEGMENT-FIRST 8-SPEED TORQUEFLITE AUTOMATIC TRANSMISSION¹

383 HORSEPOWER 400 LB-FT OF TORQUE

RAM 2500/3500 WITH 6-SPEED AUTOMATIC TRANSMISSION



THE LEGENDARY 5.7L HEMI V8 boasts a history of ingenuity and innovation, with applications over time that reflect its durability: the engine is so dependable and powerful, its design has been utilized in military tanks and aircraft.

Today, the available 5.7L HEMI V8 for Ram pickups delivers a design perfected over decades. Engine technology ideal for commercial use includes the iDFSO (interactive Deceleration Fuel Shut-Off) feature on Ram 2500/3500 models, which turns off the flow of fuel during deceleration, helping to improve fuel economy with no noticeable changes in operation.

FUELSAVER/MDS TECHNOLOGY seamlessly deactivates half of the cylinders during highway cruising speeds, transforming the powerful V8 into a fuel-sipping 4-cylinder in Ram 1500.

VARIABLE VALVE TIMING (VVT) opens and closes valves with exact precision; the engineering translates into peak performance and increased torque—which is especially valuable when towing.

THIS IS WHERE BEST-IN-CLASS COMES TO WORK.



6.4L HEMI® V8
RAM 2500/3500/4500/5500



410 HORSEPOWER 429 LB-FT OF TORQUE

RAM 2500/3500 AND CHASSIS CAB WITH 6-SPEED AUTOMATIC TRANSMISSION (370 HORSEPOWER ON 3500 MEGA CAB® MODELS AND 3500 CHASSIS CAB MODELS OVER 10,000-LB GVWR; 366 HORSEPOWER ON 4500/5500 CHASSIS CAB MODELS)



AS THE LARGEST DISPLACEMENT GASOLINE V8 IN THE CLASS,⁵ the 6.4L HEMI V8 churns out stunning numbers for horsepower, torque and capability. It is available for the 2016 Ram 2500/3500 and Chassis Cab models.

FUELSAVER MULTI-DISPLACEMENT SYSTEM (MDS) TECHNOLOGY. When paired with the 6-speed automatic transmission, this 6.4L V8 seamlessly transforms into a fuel-sipping 4-cylinder under many highway cruising situations.

INTERACTIVE DECELERATION FUEL SHUT-OFF (iDFSO) seamlessly ceases fuel flow to the engine when decelerating and contributes to the impressive fuel-efficient performance.

COOLED EXHAUST GAS RECIRCULATION (EGR) SYSTEM ranks among the first of its kind for a gas engine; relatively common to diesel engines, the EGR system in this gas-powered giant helps enhance fuel efficiency by cooling and then recycling exhaust gases. It's especially beneficial in heavy-load hauling and uphill towing situations.

LARGE DISPLACEMENT, A HIGH COMPRESSION RATIO AND AWESOME POWER. A combination of 392 cubic inches of displacement, Variable Valve Timing (VVT) and a compression ratio of 10:1 all help unleash that best-in-class⁵ gasoline engine horsepower and torque on Ram 2500/3500.

ELECTRONIC RANGE SELECT ensures performance and fuel efficiency, keeping the transmission in the optimal gear range.

5YR/100,000KM
POWERTRAIN LIMITED WARRANTY¹¹

5YR/160,000KM
CUMMINS POWERTRAIN LIMITED WARRANTY¹¹

CANADA'S LONGEST-LASTING LINE OF PICKUPS⁶ FEATURE OUTSTANDING POWERTRAIN WARRANTIES.



6.7L CUMMINS® TURBO DIESEL I-6
RAM 2500/3500/4500/5500



385 HORSEPOWER 900 LB-FT OF TORQUE

RAM 3500 CUMMINS HIGH-OUTPUT DIESEL WITH AISIN® 6-SPEED AUTOMATIC TRANSMISSION

370 HORSEPOWER 800 LB-FT OF TORQUE

RAM 2500/3500 CUMMINS TURBO DIESEL WITH 6-SPEED AUTOMATIC TRANSMISSION

350 HORSEPOWER 660 LB-FT OF TORQUE

RAM 2500/3500 CUMMINS TURBO DIESEL WITH CLASS-EXCLUSIVE 6-SPEED MANUAL TRANSMISSION⁵

325 HORSEPOWER 750 LB-FT OF TORQUE

RAM CHASSIS CAB WITH AISIN 6-SPEED AUTOMATIC TRANSMISSION

320 HORSEPOWER 650 LB-FT OF TORQUE

RAM CHASSIS CAB WITH 6-SPEED AUTOMATIC TRANSMISSION



BEST-IN-CLASS TORQUE⁵

Cummins accolades are extensive and include best-in-class⁵ torque, towing and recommended oil change intervals of up to 24,000 km.⁹ With multiple output calibrations, a Cummins engine can supply the power for any assignment you demand.

Three high-performing transmissions give you and your Cummins-equipped Ram trucks enormous clout. These include the 6-speed automatic, the class-exclusive 6-speed manual,⁵ and the top performer, the available AISIN heavy-duty 6-speed automatic. Ram 3500 pickups equipped with the AISIN 6-speed automatic deliver class-leading towing up to 14,157 kg (31,210 lb),⁵ best-in-class Gross Combined Weight Rating (GCWR)⁵ that reaches a stunning 17,735 kg (39,100 lb), and best-in-class torque up to 900 lb-ft.⁵

CLASS-EXCLUSIVE "SMART" DIESEL EXHAUST BRAKE⁵ Standard on every Cummins Turbo Diesel, it helps control the descent of your pickup on a slope. Working like cruise control, the engine brake uses the diesel's turbo to maintain smooth, less aggressive braking, helps stabilize the vehicles, and aids in reducing wear on the disc brakes.

CLASS-EXCLUSIVE RAM ACTIVE-AIR™ INTAKE⁵ This unique component automatically determines and controls the source of air—either from the grille port or the fender port—to ensure optimal performance in all driving scenarios and under all payloads.

BEST-IN-CLASS ELECTRICAL OUTPUT⁵ Opt for the dual 220-amp alternators in your Cummins, and you've got a best-in-class 440 amps of power⁵ at your service. A convenient "auto idle-up" feature instantly adjusts the output when greater electrical power is needed.

THESE TRANSMISSIONS NEVER BACK DOWN.

THE 9-SPEED AUTOMATIC TRANSMISSION.



As the world's first commercial use of a 9-speed automatic, this compact transmission offers outstanding range, ratio spread and gear transitions in Ram ProMaster City™ applications. Electronic Range Select helps achieve impressive performance by manually allowing the driver to select the highest available gear for a particular task. With its aggressive launch gear ratio, acceleration numbers are impressive, achieving 0 – 48 km/h in a brisk 3.7 seconds.

EXCELLENT LAUNCH GEAR RATIO OF 4.7:1. Most comparable 6-speed automatics start their launch ratios at only 4.0:1. Our robust system ensures quick takeoff qualities that have been tuned to the vehicle's structure, size and weight.


A WIDE 9.79:1 GEAR RATIO SPREAD delivers enhanced performance with excellent fuel efficiency, and provides a benchmark for the industry. The 9th gear ratio is a streamlined 0.48:1, helping achieve outstanding highway fuel economy.

ELECTRONIC RANGE SELECT ensures performance and fuel efficiency, keeping the transmission in the optimal gear range.



THE 6-SPEED AUTOMATED MANUAL TRANSMISSION. This intuitive and class-exclusive transmission⁸ features electro-hydraulic actuation to dispense with the conventional clutch pedal. To shift, the driver has the option to tap the shift lever or drive in automatic mode. At vehicle start-up, the transmission defaults to fully automatic mode. Mated to the available 3.0L EcoDiesel I-4 on Ram ProMaster models.

THE TORQUEFLITE® 8-SPEED AUTOMATIC TRANSMISSION.



Available on Ram 1500 models, this transmission was designed to provide exceptional capability and fuel economy. Count on excellent performance when paired to any of its three engines: the 3.6L Pentastar™ VVT V6, the 3.0L EcoDiesel V6 and the 5.7L HEMI® VVT V8. Principal features include:

THE THERMAL MANAGEMENT SYSTEM quickly warms up the transmission fluid and maintains its optimal temperature for improved overall performance and impressive fuel economy.

THE ELECTRONIC SHIFT MAPPING is completely electronic, with more than 40 different adaptive shift maps. This extended mapping constantly tunes the shifting to varying performance needs, road character and driving demands. The result is automatic shifting that's always ideally tuned to the performance requirements of virtually all driving conditions.

AN INNOVATIVE ROTARY DIAL SHIFTER. Ram 1500 models equipped with the available TorqueFlite 8-speed utilize an intuitive dashboard-mounted rotary dial shifter that opens more centre console storage space.

THE AISIN® HEAVY-DUTY 6-SPEED AUTOMATIC.



Built for the toughest jobs, the available AISIN heavy-duty 6-speed automatic is one of the most powerful transmissions ever developed. It proves itself by fluently handling the jaw-dropping torque ratings when paired with the available Cummins® High-Output Turbo Diesel on Ram 3500 Heavy Duty and 3500/4500/5500 Chassis Cabs, and the 6.4L HEMI on all Chassis Cab models.

The engineering of the AISIN takes durability and operating strength to top-grade levels. Features include a massive 322-mm torque converter, outstanding tandem split-shaft Power Take-Off (PTO) capability in Ram Chassis Cabs, a high-strength case and beyond-tough components. You can rely on the AISIN to deliver exceptional performance every time.

3YR/290,000KM
AISIN® TRANSMISSION WARRANTY¹¹

AISIN QUALITY BACKS YOU FOR KILOMETRES AND YEARS. THIS IS TOTAL QUALITY BUILT FOR THE LONG HAUL.



THE CLASS-EXCLUSIVE 6-SPEED MANUAL TRANSMISSION⁵ Mated to the Cummins Turbo Diesel, it delivers great fuel economy and exceptional control when towing and hauling. Features include a wear-compensating clutch for optimal clutch pedal performance throughout the life of the drivetrain.

SUPERIOR SUSPENSION TECHNOLOGY SETS RAM APART.



RAM PROMASTER CITY™



CLASS-EXCLUSIVE: PROMASTER CITY BI-LINK REAR SUSPENSION⁷ **EXCLUSIVE TO THE SEGMENT⁷**, the independent bi-link rear suspension dispenses with the conventional leaf spring suspension employed by competitive models. Instead, this independent coil spring bi-link suspension increases both comfort and

stability when compared to typical suspensions. Because this front-wheel-drive commercial vehicle is all about handling and convenience, we employ an ultra-durable MacPherson strut front suspension. Whether you're moving payload or passengers, it all just flat-out works.



RAM PROMASTER™ 3500

RAM PROMASTER: BENCHMARK SUSPENSIONS IN FRONT AND BACK

THE CLASS-EXCLUSIVE FRONT-WHEEL-DRIVE⁸ technology mandated that suspensions on Ram ProMaster models deliver equivalent handling and control. We employ a proven MacPherson strut front suspension with large, 62-mm twin-tube shocks for comfort, with cast iron control

arms for durability. In the rear, a category-inspiring beam axle/leaf spring configuration is lighter, simpler and just as robust as those on rear-wheel-drive vehicles. The two suspension systems working in tandem give Ram ProMaster outstanding road manners and comfort.



RAM 1500



CLASS-EXCLUSIVE: 1500/2500 MULTILINK COIL SPRING REAR SUSPENSION⁴ **UNPARALLELED COMFORT AND CONTROL.** The multilink coil spring rear suspension is standard on most Ram 1500 and 2500 models. The technology is so durable and comfortable, it stands alone in the class, giving these Ram pickups formidable clout. The

suspension features a tough rear track bar that supplies more lateral stiffness; rear springs to help reduce friction and mitigate noise; and a rear stabilizer bar that maintains smooth cornering. It's designed to improve overall ride quality while delivering that Ram-tough capability that doesn't back down.

CLASS-EXCLUSIVE: 1500 ACTIVE-LEVEL™ FOUR-CORNER AIR SUSPENSION¹



IT'S RESPONSIVE AND REFINED. AND ONLY RAM 1500 HAS IT. Master towing and hauling in total comfort. The available, class-exclusive Active-Level Four-Corner Air Suspension¹ offers five ride heights to keep your Ram 1500 at the ideal level, maintaining a constant driving profile and ideal headlamp-to-road angle, even while under the heaviest payloads. Two off-road modes are available to help you master the terrain.

Loading/unloading or getting in or out? Use the integrated switch bank or key fob to select the Entry/Exit mode, facilitating access to the cargo bed or interior. On the highway, Aero Mode works automatically, lowering the vehicle for greater fuel efficiency. No other pickup can offer this degree of versatility.

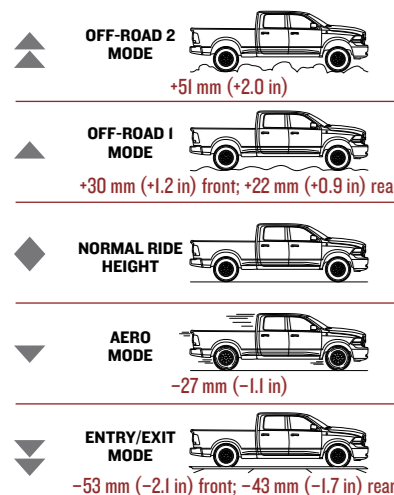
OFF-ROAD 2 MODE. Provides excellent ground clearance for the path and trail, with the greatest angles for approach, departure and breakover.

OFF-ROAD 1 MODE. Outstanding ride balance, with an extra degree of clearance when you need it.

NORMAL RIDE HEIGHT. The most comfortable ride and superb handling for everyday driving.

AERO MODE. At highway speeds, Aero Mode automatically lowers the vehicle from Normal Ride Height. This mode serves to reduce aerodynamic drag and body roll at higher speeds—engineering that measurably improves highway fuel efficiency.

ENTRY/EXIT MODE. Lowers the entire vehicle for easier ingress/egress, cargo area loading/unloading and trailer hooking/unhooking.



GROUNDING IN HIGH-STRENGTH STEEL. RIDING ON AIR.

CLASS-EXCLUSIVE: 2500/3500 AUTO-LEVEL REAR AIR SUSPENSION⁵



Available for Ram 2500/3500, the Auto-Level Rear Air Suspension ensures outstanding comfort and control.

The two driver-activated modes address payload and towing needs. Tuned to allow full suspension travel, it maximizes ride, enhances handling and reduces vehicle/trailer rake.

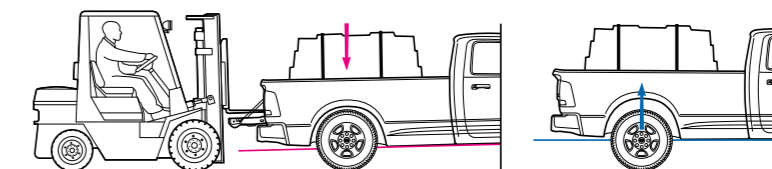
In Ram 3500 models, the Auto-Level Rear Air Suspension utilizes a single leaf spring which replaces the standard multileaf spring, with the air springs mounted on top of the solid rear axle. Additional links on each side of the rear axle allow the air springs and leaf springs to work in tandem for load-carrying.

Ram 2500 models utilize the same engineering, but replace the rear coil springs with two air springs.

Mode selection is through a switch-bank button, and is illustrated in the available 7-inch full-colour in-cluster display centre. Payload Mode

monitors ride heights on both sides of the vehicle and adjusts for load shifting or changes in road surfaces; a level load is constant.

Trailer/Tow Mode lowers the rear suspension about 25 mm (1 in), for correct alignment between hitch and trailer tongue. Trailer/Tow Mode ensures a level load and creates a parallel and even rake from the pickup front through the rear of the trailer.



Left, a conventional suspension system responds to heavy loads with sag and imbalance; over time, the pickup can experience strain. Right, the available Auto-Level Rear Air Suspension System for Ram Heavy Duty responds with appropriate counterforce, keeping it level.



RAM 2500




RAM 3500

SMOOTH-RIDING: 2500/3500 THREE-LINK COIL SPRING FRONT SUSPENSION

The front suspension on all Ram 2500 and 3500 models features a robust three-link coil spring assembly teamed up with heavy-duty full-displacement twin-tube shock absorbers. Six massive cam bushings create a force to counteract roll motion, while large frame-to-axle radius arms ensure optimal front torsional stiffness.

This sophisticated suspension system is designed to keep friction to a minimum, and deliver road manners and capability at every turn, irrespective of road surface or the amount of payload. Count on exceptional turning ability with remarkably responsive handling on every driving surface, even while tackling the heaviest hauling assignments.



RAM 2500/3500

ULTRA-CAPABLE: 3500 HOTCHKISS REAR LEAF SPRING SUSPENSION

Haul the massive payloads expected of Ram Heavy Duty. Comfortable and capable by design, the Hotchkiss rear leaf spring suspension on Ram 3500 shows no compromise in handling or roll dynamics.

All Ram 3500 dual-rear-wheel pickups also include separate auxiliary leaves that dramatically beef up load-carrying capacity.



RAM 3500

MASTERFUL TOWING PUTS RAM HEAVY DUTY IN FRONT. Ram Heavy Duty pickups are born and bred to tow. Advantages here include a standard Class V hitch receiver, large antilock disc brakes and a heavy-duty engine cooling system, each contributing to Ram's best-in-class towing capability.⁵

No matter which engine you choose, you've got outstanding towing at your service. Equip your Ram 3500 with the Cummins,[®] and your towing figures rocket up to best-in-class 14,157 kg (31,210 lb).⁵ In a Ram 2500 with the same engine, you've got class-leading 3/4-ton towing rated up to 8,156 kg (17,980 lb).⁵

TRAILERING TECHNOLOGY. Ram 2500/3500 models feature smart, factory-installed trailer-connecting technology. Along with the standard bumper-mounted 4-/7-pin connector, the available Fifth-Wheel/Gooseneck Prep Group includes an integrated bed-panel connector in the rear left panel. The available Centre High-mounted Stop Lamp (CHMSL) Camera is particularly convenient for fifth-wheel hookups.



FRAMES THAT ARE TOUGH ON THE COMPETITION. Ram 2500/3500 models ride on 50,000-psi high-strength steel frames with eight crossmembers.

PARKVIEW[®] REAR BACK-UP CAMERA¹² is a natural option to assist in backing up to loading docks and trailer hitches. The camera image is displayed in the rearview mirror with the Radio 3.0 multimedia centre or, if equipped with the Uconnect[®] 5.0 or 8.4 multimedia centres, on the display screen with additional dynamic grid lines. If you're equipped with both the CHMSL and ParkView Rear Back-Up¹² cameras, you can now toggle the image between the two.



THE FACTORY-INSTALLED FIFTH-WHEEL/GOOSENECK PREP GROUP.

Greatly expanding capability, this factory-installed available rear structural crossmember is fully integrated into the box floor, with provisions for either a fifth-wheel or gooseneck hitch (shown here). Four reinforced tie-down points let you easily secure and transport heavy loads. (Hitch ball not included.)



31,210 LB (14,157 KG) CLASS-DOMINATING TOWING.⁵



RAM 2500 CAPABILITY

MAX TOWING—17,980 LB (8,156 KG)⁵ 

MAX GCWR—25,300 LB (11,476 KG)⁵ 


MAX PAYLOAD—3,990 LB (1,801 KG)

MAX GVWR—10,000 LB (4,536 KG)

RAM 3500 CAPABILITY

MAX TOWING—31,210 LB (14,157 KG)⁵ 

MAX GCWR—39,100 LB (17,735 KG)⁵ 

MAX PAYLOAD—7,390 LB (3,352 KG)⁵ 

MAX GVWR—14,000 LB (6,350 KG)



7,390 LB (3,352 KG) MAX PAYLOAD⁵



MAX OUT YOUR GROSS COMBINED WEIGHT RATING (GCWR). For 2016, Ram Heavy Duty is stronger than ever. The new max GCWR has been boosted to best-in-class 17,735 kg (39,100 lb)⁵ on Ram 3500, with class-leading 11,476-kg (25,300-lb) GCWR on Ram 2500⁵

The Gross Vehicle Weight Ratings (GVWR) are equally as impressive. Available GVWRs of 6,350 kg (14,000 lb) on Ram 3500 and 4,536 kg (10,000 lb) on Ram 2500 allow for heavier loads that further separate Ram 2500/3500 from the rest of the pack. Best-in-class payload⁵ is also achieved in the 2016 Ram 3500, attaining a payload capability of up to 3,352 kg (7,390 lb).

INSTRUMENT PANEL-MOUNTED SWITCH BANK. Manage the Electronic Stability Control (ESC),¹³ available Electronic Trailer Brake Controller, "Smart" Diesel Exhaust Brake and class-exclusive Auto-Level Rear Air Suspension⁵ with ease. Capability and add-ons are anticipated, which is why we've designed the switch bank with additional auxiliary switches that can be configured for future electrical connections or custom upfits.



RAM 4x4 CAPABILITY



BEST-IN-CLASS OFF-ROAD CAPABILITY.⁵

RAM 2500 POWER WAGON® RULES THE OFF-ROAD. Off-road leadership demands exceptional figures, and Canada's most capable full-size off-road pickup⁵ delivers them. The 6.4L HEMI® V8 and 6-speed automatic churn out best-in-class 410 horsepower and 429 lb-ft torque.⁵ Power Wagon's impressive standard features include a front-mounted 5,443-kg (12,000-lb) capacity WARN® winch. Now add electronically locking front and rear differentials, an electronic front stabilizer bar providing 229 millimetres (9 inches) of off-road-ready articulation with the Ram Articulink™ system, multiple skid plates and underbody protection, heavy-duty Bilstein® monotube shocks, solid front and rear axles, and Hill Descent Control. Off-road leadership is reflected in a low-geared 4.10 axle ratio and 363 millimetres (14.3 inches) of ground clearance, all riding on monster 33-inch Goodyear® all-terrain tires.




THIS PTO EARNS TOP-TIER HONOURS.

THE FOCUS: PHENOMENAL POWER TAKE-OFF. Putting a 2016 Ram Chassis Cab on the job with available Power Take-Off (PTO) capability gives you outstanding functionality and efficiency.

PTO choices with Ram are truly exceptional. With a Cummins® Turbo Diesel powering your Ram Chassis Cab, you're working with either the class-exclusive 6-speed manual transmission⁵ or the available AISIN® heavy-duty 6-speed automatic; it's also available with the 6.4L HEMI® V8. With both engines, the AISIN offers either right-side or left-side PTO accessibility (left side for 4x2 only).

PTO on 4500/5500 Chassis Cabs with 6.7L Cummins Turbo Diesel is formidable, with 60 horsepower backed with 250 lb-ft of torque. The higher horsepower output from split-shaft PTO capability (Cummins only) is ideal for large generators, pumps and compressors. Left-side PTO (AISIN, 4x2 models only) offers easy installation, with clearance for hydraulic or shaft-driven PTO units. Right side offers 20% larger packaging space for substantial transmission-mounted PTO units, with convenient in-cab floor access.



CHOOSE YOUR SIDE, WITH PTO THAT DELIVERS. The available PTO sending units, as mounted on the AISIN heavy-duty 6-speed automatic transmission. Blue unit: Ram 4500 Chassis Cab 4x2, with left-side-mounted PTO unit. Red unit is on a Ram 4500 Chassis Cab 4x4, demonstrating a right-side-mounted PTO sending unit, here with a hydraulic pump component. Each PTO prep option is engineered to solve a wide variety of ancillary needs.

RAM POWER TAKE-OFF

CLASS-LEADING CARGO VERSATILITY.¹⁴



Properly secure all cargo.

Available on most 5'7" or 6'4" cargo beds, the class-exclusive RamBox[®] Cargo Management System⁴ is factory-installed for outstanding fit and finish. The RamBox system features two illuminated, drainable and lockable bed-side bins, a cargo bed extender/divider to help control cargo, cargo bed rails with four adjustable cleats, and new pickup box lighting. Even with RamBox, you can still haul 4 x 8-ft sheets of building materials.

Always on the move to improve, the RamBox side bins are part of the remote keyless entry locking system; one click on the key fob locks and unlocks all doors, the rear liftgate and RamBox compartments. Also available are numerous Authentic Accessories from Mopar[®] that are custom-designed for the worksite. If you use your Ram pickup for recreation, there are even accessories that outfit the RamBox to hold fishing and hunting gear.

RAMBOX DIMENSIONS		
	5'7" CARGO BED	6'4" CARGO BED
A	480 mm (18.9 in)	480 mm (18.9 in)
B	1,311 mm (51.6 in)	1,529 mm (60.2 in)
C	366 mm (14.4 in)	472 mm (18.6 in)



Properly secure all cargo.



Properly secure all cargo.

Properly secure all cargo.

PICKUP BOX LIGHTING. New for 2016 Ram pickups, LED pickup box lighting augments the Centre High-mounted Stop Lamp (CHMSL). Loading or adjusting cargo at night is easier than ever—and now there's no need to unfold a tonneau cover, if equipped.

FOLDING BED EXTENDER/DIVIDER. Shown here are the three positions of this RamBox feature: folded and stored at the front of the bed, in the centre position, to divide cargo, and secured at the rear while extended over the gate, enlarging cargo-carrying capability.

CARGO RAILS WITH FOUR ADJUSTABLE CLEATS. They're indispensable when you need to keep items in the bed firmly in place. Two cleats located on each side of the bed prevent cargo from slipping around—and ensure pure peace of mind when hauling.

COMFORTABLE INTERIORS ALWAYS WORK BEST.



RAM CHASSIS CABS AND PICKUPS. From tough work assignments to demanding recreational needs, life in your Ram truck is always comfortable and convenient. Our belief is that you should get the most out of every minute. These interiors accomplish this, with dozens of thoughtful amenities that deliver control, comfort, capability and ease of operation.

All Ram pickups offer a variety of storage opportunities, with Crew Cab and Quad Cab[®] models providing an available fold-flat load floor, and Crew Cab supplying class-exclusive in-floor storage.⁴ Ram Quad Cab and Crew Cab models also feature under-the-seat rear storage. Revised and available multi-use open bin centre console designs now include at-hand storage for cell phones; on Laramie Longhorn[®] and Laramie[®] Limited models, the console features a new tambour wood sliding door. From ST up to Laramie Limited, these trucks make comfort the priority.



RAM PROMASTER.[™] Seating is high-positioned for outstanding driver visibility and leg/head/shoulder/hip room are all generous. Abundant storage throughout the cabin includes oversized door pockets and a passenger-side storage bin. Electronics are indispensable, so look for huge knobs and controls for gloved hands, a 12-volt power outlet and a 2.5-amp fast-charging remote USB port.



Available overhead shelf for Ram ProMaster

The ProMaster available swivelling Captain's Chairs



RAM PROMASTER CITY.[™] The newest member of the Ram Commercial portfolio features a smart interior design with "right-sized" controls to accommodate gloved hands, and multiple different seating configurations in Wagon models. All models offer abundant storage discreetly engineered into the cabin, including a wide overhead bin, dual glove boxes and spacious in-door storage with cup holders.



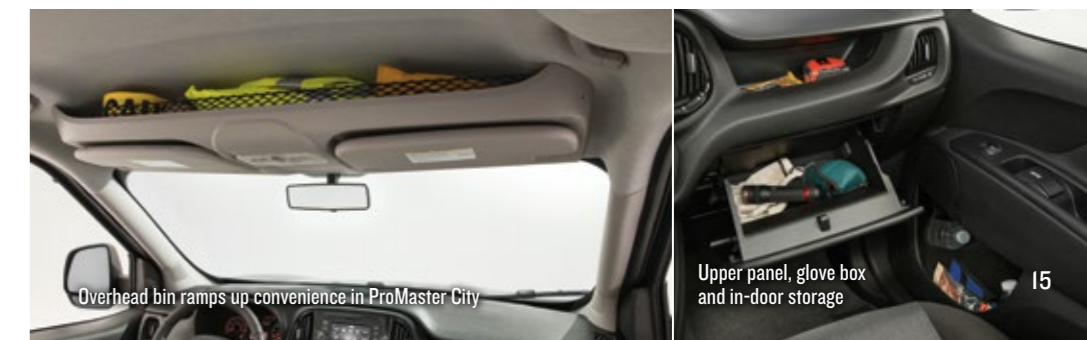
New centre console for select Ram models

Multi-use centre seat

Dual glove boxes

Oversized in-door storage bins

Available in-floor storage bins and under-the-seat storage: Crew Cab pickup models
Properly secure all cargo.



Overhead bin ramps up convenience in ProMaster City

Upper panel, glove box and in-door storage



Ram 1500 Laramie Longhorn® in Cattle Tan premium leather.

THE RAM BRAND INTERIORS REFLECT MASTERFUL DESIGN that's custom-made to give your commercial fleet impressive levels of comfort and built-in conveniences that make tough work a pleasure. Step into a Ram truck, and you'll find dozens of thoughtful amenities that deliver the highest level of function, control, comfort and ease of operation.

With award-winning status, class-exclusive features and unexpected levels of opulence and sophistication, the Ram family allows no compromise in comfort.

Ram sets the benchmark for luxury with the top-of-the-line Laramie®, Laramie Longhorn and Laramie Limited trim levels available for every Ram pickup. Ram Laramie Longhorn in Cattle Tan, shown above, drives the point home brilliantly, with its full-leather seating, 7-inch full-colour customizable in-cluster display, and distinctive touches on the instrument cluster and centre console. Laramie Limited offers similar amenities, but with a distinctive all-black interior with real leather and wood accents, making a memorable impression for luxury and comfort. Consider everything Laramie models have to offer, and it's clear: Ram trucks leave nothing to be desired.

LUXURY MEETS COMFORT.



RAM MEGA CAB®: THE MOST SPACIOUS CAB IN ITS CLASS! This 60/40 rear-seat design, available on Ram 2500/3500 Mega Cab models, instantly converts into the ideal hauling configuration, giving you a single rear seat and spacious, flat load space. Fold both sections down, and you've got a completely flat, in-cabin surface.



SPACE, STORAGE AND SOPHISTICATION. The functional interiors of Ram pickups are all about practicality and smart design. The saddlebag-inspired buckled storage on the backsides of front seats on Ram Laramie Longhorn and Laramie Limited models showcases premium craftsmanship and quality. Above: the all-black Laramie Limited interior.

COMMUNICATION, INFORMATION AND ENTERTAINMENT.



When it comes to future technology, Ram is there. These electronics utilize a proprietary PowerNet electrical architecture that employs high- and low-speed data networks to communicate with—and connect to—dozens of in-vehicle system modules.

Each trim level delivers a boldly designed instrument panel and display screens; many are customizable to suit your individual preferences for data and information. The available six-ring cluster borrows design cues from handcrafted wares such as antique pocket watches and hand-wrought jewellery. It's pure Ram, all the way.

STREAM INFORMATION IN THE NOW. The available 7-inch full-colour customizable in-cluster display centre for Ram pickups and Chassis Cabs incorporates crisp graphics integrated within the cluster for easy reference. Roller-type interfaces let you scroll through screens with real-time vehicle information that includes tire pressure monitoring, engine hours, oil life and pressure, trip distances, fuel economy information—and much more.

KNOWLEDGE AT YOUR FINGERTIPS. On select models, a steering wheel-mounted toggle switch lets you scroll through data that ranges from vehicle stats to critical pressures.

Today's phone offers much more than the ability to make a phone call. We think the radio in your Ram should offer the same sophistication and multifunctional operation. Intuitive and simple to operate, the upgraded Uconnect® multimedia centres keep you in control. Available features include:

ENTERTAINMENT. Tune into SiriusXM satellite radio¹⁸ for dozens of commercial-free channels. Enjoy premium sound from available Alpine® audio systems. Opt for a CD player or plug into USB connectivity and check out Bluetooth® streaming audio.

PHONE. Bluetooth pairing of multiple phones, contact syncing, voice-activated hands-free calling and text messaging.¹⁵ The system can also automatically synchronize up to 1,000 entries from your Bluetooth-compatible phone's address book.¹⁶

NAVIGATION!¹⁷ Travel in the know, using this intuitive, user-friendly navigational system with turn-by-turn directions. Available 3D displays make travel easy.

VOICE COMMAND!¹⁵ Use your voice to do what used to be manual: select radio stations and available SiriusXM satellite radio¹⁸ channels, listen to text messages and send a preformatted response,¹⁵ as well as make/receive calls and select destination entries with available navigation.¹⁷ New for 2016, **Siri® Eyes Free** on select iPhone® models: allows you to use voice commands¹⁵ to send text messages, play music and more on an 8.4-inch touchscreen.

CONTROLS. All your radio, touchscreen and steering-wheel controls are designed to be easy to find and easy to use. Adjust your seat or cabin temperature, select a music station or make a call without taking your eyes off the road. New for 2016, **Drag and Drop Menu Bar:** allows you to personalize your radio to have one-button access to the features that matter most.



CANADA'S MOST FUEL-EFFICIENT FULL-SIZE PICKUP EVER.³



RAM 1500 PICKUP.

This tough half-ton pickup shows off its heavy-duty attitude from the get-go. Count on unquestionably superior powertrain choices and class-exclusive suspensions¹ which enable



impressive capability on the job, all backed with fuel economy that boosts your bottom line.

Exclusive to the segment, the Ram 1500 diesel powertrain completely redefined the light-duty pickup. The 3.0L EcoDiesel V6 mated to the TorqueFlite[®] 8-speed automatic transmission is a powertrain team that churns out 240 horsepower backed with 420 lb-ft of unmatched low-end torque.² Fuel economy that reaches up to 8.0 L/100 km (35 mpg) is also best-in-class.³

The brilliant 3.6L Pentastar[™] V6 with Variable Valve Timing mated with the TorqueFlite 8-speed automatic transmission delivers a balance of power and fuel economy that can achieve up to 9.3 L/100 km (30 mpg) on the highway.¹⁰

When you need big power along with fuel-efficient performance, the 5.7L HEMI[®] V8 steps up to the plate with 395 horsepower and the fuel-sipping Multi-Displacement System (MDS) technology. This impressive powertrain also offers exceptional towing capacity, with up to 4,826 kg (10,640 lb) when your Ram 1500 is properly equipped. For leadership in every area, Ram 1500 stands ready to work.

SMART TECHNOLOGY. The available 7-inch full-colour customizable in-cluster display centre provides a wealth of real-time vehicle information. Use toggle switches on the steering wheel to access menus that include compass, trip info, fuel economy, engine performance—and much more.

CLASS-EXCLUSIVE STORAGE! Ram 1500 pioneered the RamBox[®] Cargo Management System: two huge, illuminated, drainable and lockable cargo bed-side boxes; a cargo bed extender/divider; cargo bed rails with four tie-down cleats and new LED pickup box lighting. It's available for most models with 5'7" or 6'4" beds. Inside select Ram pickups, class-exclusive in-floor storage bins¹ and versatile flat-load cargo-carrying capability give you all the convenience you need.

PARK-SENSE[®] FRONT/REAR PARK ASSIST.¹² Six Park-Sense sensors located in the front bumper, and four located in the rear bumper, monitor the areas within the sensors' fields. The front sensors can detect obstacles from a distance of up to 1.6 m (63 inches) and the rear sensors from a distance of up to 2.0 m (79 inches). This available feature utilizes read-outs in the cluster display and audible chimes to fully notify the driver of front and/or rear objects within range.

ACTIVE GRILLE SHUTTERS. Standard with the TorqueFlite 8-speed automatic transmission, they open to cool the engine and close when greater aerodynamic efficiency is key to the ride—technology that helps conserve energy and save fuel.

REAL-WORLD RESULTS: RAM 1500 ECODIESEL DELIVERS UP TO 30% BETTER FUEL ECONOMY THAN FORD F-150.



For the second year in a row, the Ram 1500 EcoDiesel won top honours in the pickup truck category at the 2016 Canadian Truck King Challenge. Four full-size

trucks and three mid-size trucks, including the all-new GMC Canyon Diesel, were tested under various operating conditions including unloaded-highway, loaded with 4,536-kg (1,000-lb) payload and trailering up to 2,722 kg (6,000 lb). The real-world fuel-economy testing was conducted by FleetCarma/MyCarma, an independent 3rd-party authority on fuel economy testing. In the end, the Ram 1500 EcoDiesel significantly outperformed all other competitive pickups including Ford's all-new aluminum body with 2.7L EcoBoost V6 and 3.5L EcoBoost V6:

LOADED 1,000 LB: 30% MORE FUEL-EFFICIENT vs FORD 2.7L ECOBOOST V6
27% MORE FUEL-EFFICIENT vs FORD 3.5L ECOBOOST V6

TRAILERING 6,000 LB: 29% MORE FUEL-EFFICIENT vs FORD 2.7L ECOBOOST V6
23% MORE FUEL-EFFICIENT vs FORD 3.5L ECOBOOST V6

The Ram 1500 EcoDiesel also outperformed all pickups within the mid-size category, including the new GMC Canyon Diesel. These real-world results are a further testament that Ram 1500 continues to be the fuel economy leader.

2016 COMPETITORS	RAM 1500 ECODIESEL	FORD F-150	FORD F-150	CHEVROLET SILVERADO 1500	CHEVROLET COLORADO	GMC CANYON DIESEL	TOYOTA TACOMA
POWERTRAIN	3.0L EcoDiesel V6 (8-spd Auto)	2.7L EcoBoost V6 (6-spd Auto)	3.5L EcoBoost V6 (6-spd Auto)	5.3L EcoTec3 V8 (8-spd Auto)	3.6L V6 (6-spd Auto)	2.8L Diesel (6-spd Auto)	3.5L V6 (6-spd Auto)
EMPTY TEST LOOPS: L/100km	8.85	12.13	11.19	Late Arrival Not Tested	10.70	9.54	10.59
LOADED WITH 1,000 LB: L/100km	8.61	12.29	11.85	12.02	10.64	9.84	10.21
TRAILERING WITH 6,000 LB: L/100km	11.88	16.84	15.51	17.32	NA	NA	NA
TRAILERING 4,000 LB: L/100km	NA	NA	NA	NA	15.25	13.76	14.62
COMPARABLE AVERAGE: L/100km	9.76	13.78	12.85	14.65	12.23	11.21	11.98

³Based on fuel economy results conducted by FleetCarma/MyCarma.

RAM 1500 PICKUP

RAM 2500/3500 PICKUPS.

CANADA'S LONGEST-LASTING, MOST CAPABLE HEAVY-DUTY PICKUPS.¹⁹

Look at the numbers, examine the credentials, and it's clear: Ram 2500/3500 Heavy Duty models give you the top-tier strength for the most demanding load-carrying tasks and trailering assignments.

Ram 2500/3500 benchmarks capability. What works here is sheer strength backed with a proven powertrain selection. Super-strong frames feature 50,000-psi rated steel, hydroformed rails, fully boxed rear rails and two additional crossmembers. Ram 2500 features a class-exclusive multilink coil spring rear suspension.⁵ Ram 2500/3500 models take payload and towing to the next level of control and confidence with the available and class-exclusive Auto-Level Rear Air Suspension.⁵

SEGMENT-RULING HORSEPOWER AND TORQUE⁵ The 6.4L HEMI[®] Variable Valve Timing (VVT) V8 with FuelSaver/Multi-Displacement System (MDS) technology delivers best-in-class gas engine horsepower (410 hp[†]) and torque (429 lb-ft).⁵ The 6.4L HEMI is joined by the legendary 5.7L HEMI V8 and 6.7L Cummins[®] Turbo Diesel engine with up to 900 lb-ft of best-in-class torque⁵—backed with no-nonsense 385 horsepower.

UNPARALLELED TOWING⁵ When properly equipped, you've got best-in-class 3/4-ton pickup towing⁵ up to 8,156 kg (17,980 lb), best-in-class 1-ton pickup towing⁵ up to 14,157 kg (31,210 lb), and a best-in-class Gross Combined Weight Rating (GCWR)⁵ of 17,735 kg (39,100 lb) for Ram 3500.

SEGMENT-EXCLUSIVE FACTORY-INSTALLED AUTO-LEVEL REAR AIR SUSPENSION⁵ It features two operator-selectable modes for Payload and Towing. Count on dramatically improved control when hauling and/or trailering and greater interior comfort while undertaking challenging jobs. See page 9 for full details.

AVAILABLE CARGO-VIEW CAMERA. Integrated into the Centre High-mounted Stop Lamp (CHMSL), it provides easier hookup of fifth-wheel and/or gooseneck trailers and lets you monitor cargo. New for 2016, when equipped with the ParkView[®] Rear Back-Up Camera,¹² Ram 2500/3500 pickups offer you the capability to toggle the camera view between the touchscreen and rearview-mirror views.



THE CLASS V HITCH RECEIVER. Count on total capability: our standard hitch provides up to 8,165 kg (18,000 lb) of towing strength.

CLASS-EXCLUSIVE "SMART" DIESEL EXHAUST BRAKE⁵ Standard with the Cummins Turbo Diesel, it lets you preset and maintain a constant speed; it's particularly helpful when controlling the descent of a vehicle on a downward slope. The engine brake uses a variable nozzle on the diesel's turbo for enhanced braking power and reduced wear on the disc brakes.

CLASS-EXCLUSIVE RAM ACTIVE-AIR[™] INTAKE⁵ Automatically switches the port where the air is pulled from to ensure optimal performance under all grades, climates and towing conditions.



FIFTH-WHEEL/GOOSENECK PREP GROUP. An available factory-installed rear axle structural crossmember—with provisions for available Fifth-Wheel and Gooseneck Hitches from Mopar—is fully integrated into the box floor of Ram Heavy Duty. The hitch can be removed when you need flat cargo-carrying capability (hitch ball and fifth-wheel hitch shown above not included).

BUILT-IN TRAILER CONNECTORS. Included with the Fifth-Wheel/Gooseneck Prep Group is the factory-installed and cargo bed-mounted 7-pin trailer-connecting technology.

BEST-IN-CLASS TORQUE AND TOWING.⁵



Properly secure all cargo.

Ram 3500 Regular Cab in Bright White.

RAM 3500/4500/5500 CHASSIS CAB.

THE UPFITTER-FRIENDLY SOLUTION.



Ram 3500 Regular Cab ST in Bright White.

Properly secure all cargo.



Ram 5500 Regular Cab ST in Bright White.

Properly secure all cargo.

MASSIVE CAPABILITY, SUPERIOR ENGINEERING. When you rely on your Ram Chassis Cab, you've got the means to meet the toughest demands with outstanding power, incredible upfitter-friendliness and uncompromising capability. The Ram Chassis Cab portfolio brings top honours to the worksite with serious best-in-class attributes, smartly designed Power Take-Off (PTO) capability, low total cost of ownership, and intelligently appointed interiors that give you greater comfort, more abundant storage, sophisticated vehicle information systems and smart communications technologies.

THE POWERFUL 6.4L HEMI® WITH MULTI-DISPLACEMENT SYSTEM (MDS) TECHNOLOGY: Standard on all Chassis Cab models, the tough 6.4L HEMI V8 delivers best-in-class gas-powered 410 horsepower,^{20†} with an impressive 429 lb-ft of torque. It features Variable Valve Timing (VVT) and, on models equipped with the 6-speed automatic, also features available fuel-sipping FuelSaver/MDS cylinder deactivation technology.

[†]370 hp on 3500 models over 4,567-kg (10,000-lb) GVWR. 366 hp on 4500/5500 models.

PROVEN DIESEL MUSCLE: The 6.7L Cummins® Turbo Diesel I-6 delivers 750 lb-ft of torque when mated to the AISIN® heavy-duty 6-speed automatic transmission; it's available for all 2016 Ram Chassis Cab models.

LOWERING THE COST OF OWNERSHIP: Ram focus is on maximum efficiency and reduced expenses. Ram Chassis Cab offers money-saving advantages that include the largest brake rotors in the class,²⁰ enhanced engine-cooling technology to minimize internal wear, and, on diesel-equipped models, time- and money-saving recommended oil change intervals that can reach up to a best-in-class²¹ 24,000 kilometres.

PULLING OUR WEIGHT: A NEW 3500 SRW 4,491-KG (9,900-LB) GVWR CHASSIS CAB. The 2016 model year introduces an efficient solution for business. Available for easy order is a tough Ram 3500 SRW Chassis Cab that weighs in at a streamlined GVWR of only 4,491 kg (9,900 lb), delivering all the capability, strength and versatility you expect from Ram.

ULTRA-CAPABLE THREE-LINK FRONT SUSPENSION ON RAM 3500: This suspension ramps up capability and improves road manners and handling.

Adaptable and flexible in design, Ram Chassis Cab models are designed for upfits, and come equipped with unique features to ease the installation of aftermarket systems and bodies without interference or difficult relocation of components. Tough, high-strength steel 50,000-psi C-channel frames keep components out of the way of upfit zones. Advanced multilink front suspension systems and robust Hotchkiss rear leaf spring suspensions deliver excellent ride and handling, especially under heavy loads.

Here's what makes these tough workers just right for the job:

FRAMES READY FOR UPFIT: Industry-standard 863-mm (34-in) frame rail spacing; available frame lengths of 1,524 mm (60 in), 2,133 mm (84 in), 2,743 mm (108 in) and 3,048 mm (120 in); strategically positioned holes for bolt-on mounting; through-the-frame openings for plumbing and electrical; no components or lines above the rear frame rails and riveted rear crossmembers that can easily be relocated as needed for more complex upfits.

CONVENIENT DIESEL EXHAUST FLUID (DEF) REFILL PORT: It's located at the rear of the cab and on the driver's side for easy access at the pump.

SOPHISTICATED ELECTRICAL ARCHITECTURE: An available electrical upfitter module and centrally located auxiliary switch bank provide a host of inputs/outputs for simple and secure connection of any number of external features like snowplows or tow lights to the truck's electrical system.

BEST-IN-CLASS DUAL ALTERNATORS²⁰: Available dual 220-amp alternators on the Cummins® Turbo Diesel bring power up to a best-in-class 440 amps⁵—ideal when additional power is needed for ancillary electronics on your Ram Chassis Cab. When equipped with the 6.4L HEMI® V8, Ram Chassis Cab models offer available dual alternators rated at 380 amps.

READY-FOR-SNOWPLOW TECHNOLOGY: The available Heavy-duty Snowplow Prep Group includes an upgraded 220-amp alternator and a transfer case skid plate for on-the-job protection.

SMART FUEL TANK DESIGN: Auxiliary taps on fuel tanks provide easy fuel access to operate generators or aftermarket devices. An available mid-ship-mounted fuel tank increases space in the rear area for specialized upfits. You can even add an 83-litre fuel tank to the existing 197-litre fuel tank for best-in-class fuel capacity of 280 litres.²⁰

STANDARD ELECTRONIC STABILITY CONTROL (ESC)¹³ SYSTEM: Includes a four-wheel disc antilock brake system, Electronic Brake-Force Distribution, Rain Brake Support, Brake Assist, Ready-Alert Braking, Hydraulic Boost Compensation, Trailer Sway Control, Hill Start Assist and All-Speed Traction Control.

TANDEM POWER TAKE-OFF (PTO) PUMP: The available split-shaft PTO capability can run tandem pumps. This, along with the locking torque converter in PTO mode, gives greater flexibility in powering upfits.



Ram 5500 Regular Cab ST in Bright White with optional wheels.



COMMERCIAL-GRADE CAPABILITY	RAM 3500	RAM 4500	RAM 5500
Towing (max)	10,328 kg (22,770 lb)	11,181 kg (24,650 lb)	Best-in-class: 13,427 kg (29,600 lb) ²⁰
Payload (max)	3,502 kg (7,720 lb)	4,382 kg (9,660 lb)	5,661 kg (12,480 lb)
GCWR (max)	13,608 kg (30,000 lb)	14,742 kg (32,500 lb)	Best-in-class: 17,010 kg (37,500 lb) ²⁰
GVWR (max)	6,350 kg (14,000 lb)	7,484 kg (16,500 lb)	Unsurpassed: 8,845 kg (19,500 lb) ²⁰
Front GAWR (max)	2,722 kg (6,000 lb)	Best-in-class: GAWR of 3,289 kg (7,250 lb) ²⁰	Best-in-class: 3,289 kg (7,250 lb) ²⁰

RAM PROMASTER CITY™

These smartly designed models work with all the right credentials: the tough and efficient 2.4L Tigershark® MultiAir® I-4 mated to the first commercial application of a 9-speed automatic transmission, all riding on a practical 3,109-mm (122.4-in) wheelbase with a total length of 4,763 mm (187.5 in). The Cargo Van interior is spacious enough to handle large-scale deliveries, with up to 3,729 litres (131.7 cu ft), and a rear door opening that easily accommodates a standard pallet. Further advantages include nearly vertical side walls, outstanding leg, shoulder and hip room for the driver—and an impressive list of best-in-class features.



READY FOR ANY UPFIT. Count on a solid flat load floor with in-floor D-style tie-downs and easily accessible side and rear step-in heights for all models. Shown above, this Ram ProMaster City Cargo Van features an aftermarket upfit with three-tier pull-out shelving, including a lower tier that supports multiple 19-litre buckets.

180-DEGREE-OPENING REAR DOOR. Ram ProMaster City features rear doors configured in a 60/40 split, positioning the larger door on the left to allow superb rear access and efficient, unimpeded curbside loading/unloading.



TAKE YOUR WORK TO THE JOBSITE. Designed with upfit in mind, this Cargo Van is also friendly to the bottom line. The nearly 90-degree vertical side walls let you transform your Ram ProMaster City into a spacious mobile workplace—like this on-the-go electrical supplier shown above.



DRIVER-CENTRIC AND OCCUPANT-FRIENDLY. EXACTLY WHAT YOU NEED ON THE JOB. Vehicles designed and built for the rigours of commercial use must deliver both capability and comfort. The Ram ProMaster City models achieve it through quality and practicality—taking advantage of every cubic centimetre to deliver welcome levels of convenience. Seats are tuned for long rides, covered by easy-to-clean fabrics.



BEST-IN-CLASS ALWAYS WORKS FOR YOU.



THIS RAM DELIVERS IT ALL: POWER, COMFORT, CAPABILITY AND CAPACITY.

BEST-IN-CLASS HORSEPOWER⁷: With the award-winning 2.4L Tigershark® MultiAir® I-4 and class-exclusive 9-speed automatic transmission,⁷ Ram ProMaster City™ delivers best-in-class 178 horsepower⁷, ideal for city-oriented performance and acceleration.

BEST-IN-CLASS STANDARD TORQUE⁷: Accompanying the horsepower is best-in-class 174 lb-ft of standard torque,⁷ enabling outstanding trailering and quick takeoffs from a full stop. Acceleration from 0 – 48 km/h is only 3.7 seconds.

BEST-IN-CLASS CARGO WIDTH BETWEEN THE WHEEL WELLS⁷: Ram ProMaster City measures up, with leading cargo width between the wheel wells of 1,229 mm (48.4 in)—wide enough to accommodate a standard 48-inch pallet.

BEST-IN-CLASS PAYLOAD⁷: Load it up: the chassis and suspension systems are so advanced, the payload of 862 kg (1,900 lb) ranks as best-in-the-segment.⁷

BEST-IN-CLASS TOWING⁷: When it comes to towing, no other van measures up to the 2016 Ram ProMaster City, achieving up to 907 kg (2,000 lb) when properly equipped.

BEST-IN-CLASS CARGO CAPACITY⁷: Combine that best-in-class cargo width at the wheel wells⁷ with a cargo area height of 1,316 mm (51.8 in),⁷ and you've got lots of room to do the job—a total of 3,729 litres (131.7 cu ft) on Cargo Van models.

IMPRESSIVE DRIVING RANGE: This technology is all about maintaining low total cost of ownership. The engineering behind Ram ProMaster City helps you save both time and fuel, with a highway driving range that can reach up to 750 kilometres on a single tank of gas.²²

DESIGNED FOR HIGH UPTIME AND LOW COST OF OWNERSHIP.

PARKVIEW® REAR BACK-UP CAMERA¹² is an available feature that makes approaching trailers and loading docks much easier.

PARK-SENSE® REAR PARK ASSIST¹² Sensors discreetly incorporated into the rear bumper detect objects as far as 1.2 metres away. Audible chimes notify the driver of potential obstacles, increasing in intensity as the vehicle nears the object.

TOP-LEVEL CARGO MANAGEMENT. A wide variety of Authentic Accessories from Mopar® dramatically ramps up the capability of Ram ProMaster City™. The available Roof Rails can accommodate Roof Top Carrier Baskets, Bike Carriers, Ski Carriers and a Roof Top Cargo Net. See them all at mopar.ca

SMART, AERODYNAMIC DESIGN. Wind-tunnel tested. Honed surfaces. Premium executions in craftsmanship. Put it all together, and Ram ProMaster City delivers a coefficient of drag (Cd) of .30—on par with most and even better than many small passenger cars. Reducing wind resistance carries down to the bottom line, enabling fuel-efficient performance.

TWIN-TUBE MACPHERSON STRUTS are large-diameter (52 mm) to support the outstanding GVWR. Ram ProMaster City also features GVWR-tuned high-performance, stamped-steel, clamshell-sectioned control arms with a reinforced steel crossmember, specifically tuned springs, a solid 26-mm-diameter stabilizer bar with cast-iron knuckles and large-sized coil springs. Durability, handling and road manners are outstanding.

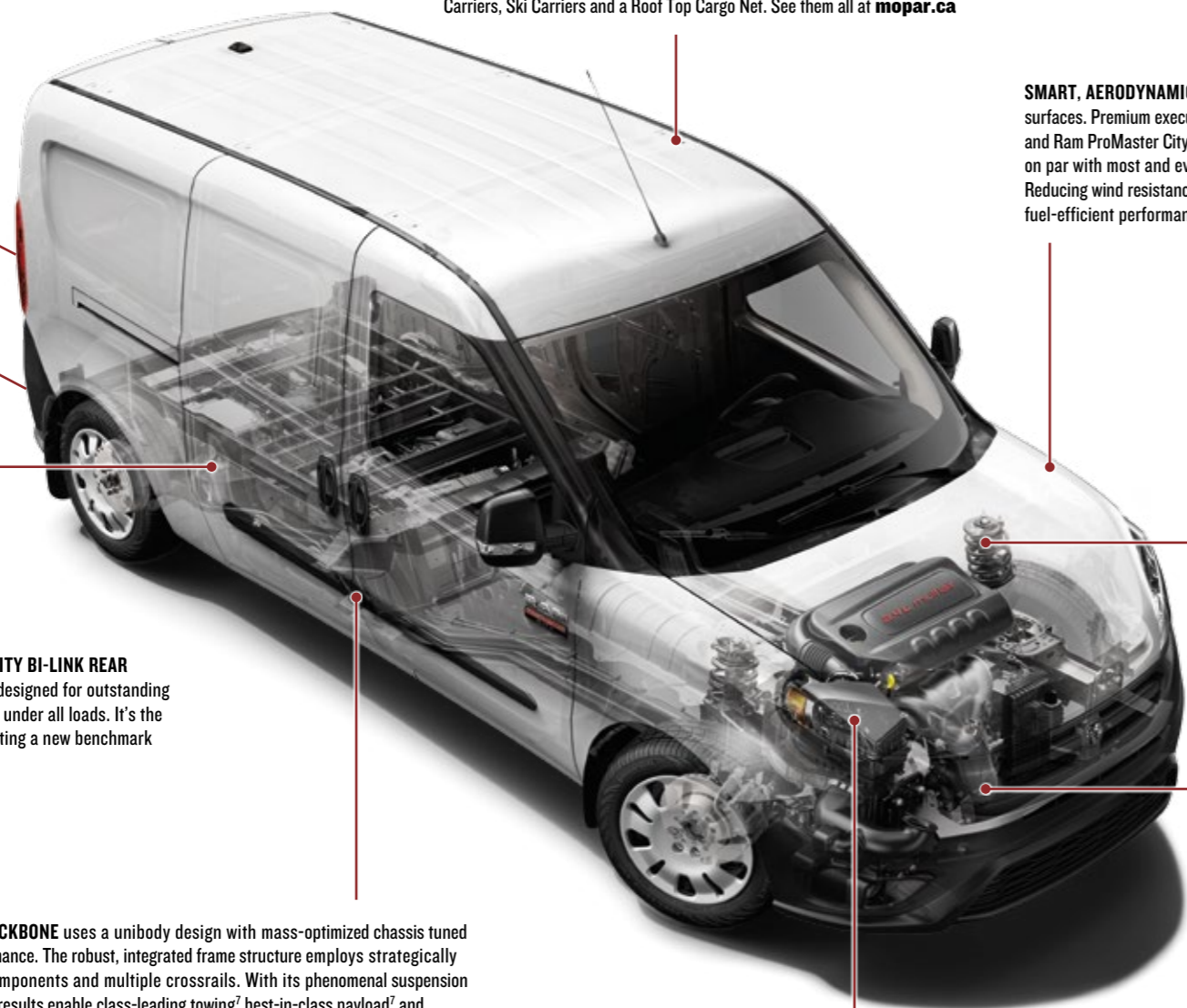
RACK AND PINION STEERING WITH FRONT-WHEEL DRIVE. Our hydraulic-assist system is equipped with a premium steering gear, and is engineered and tuned to meet the rigorous demands expected in commercial and heavy-duty service. Curb-to-curb turning is a compact 13 m (42 ft). The adjustable tilt/telescoping steering column also stands out, and is standard on all models.

HIGH-MOUNTED HEADLAMPS are positioned above common crash zones, mitigating damage in the event of a collision and reducing repair costs.

THIS SOLID BACKBONE uses a unibody design with mass-optimized chassis tuned for ideal performance. The robust, integrated frame structure employs strategically boxed frame components and multiple crossrails. With its phenomenal suspension technology, the results enable class-leading towing⁷, best-in-class payload⁷ and incredible weight ratings: GVWR comes in at 2,447 kg (5,395 lb) and GCWR delivers a solid 2,676 kg (5,900 lb).



THE CLASS-EXCLUSIVE RAM PROMASTER CITY BI-LINK REAR SUSPENSION⁷ is an independent suspension designed for outstanding comfort and enhanced stability for confidence under all loads. It's the ideal package for a commercial-grade van, setting a new benchmark for quiet, work-ready capability.



A PEOPLE-FRIENDLY AND FLEXIBLE INTERIOR.

In both Cargo Van and Passenger Wagon models, Ram ProMaster City™ delivers ample cargo room for easy deliveries and storage space for people on the go.

For Ram ProMaster City Cargo Van, best-in-class features encompass what counts. This van takes top honours for cargo capacity, width between the wheel wells and payload.⁷ Huge rear doors make loading a pallet easy. The dimensions below prove that Ram ProMaster City Cargo Van readily stands up to competitors.

When it comes to carrying cargo, the shuttle- and family-friendly Ram ProMaster City Passenger Wagon is very generous. Built to comfortably hold five occupants, its second-row seating configures to handle enormous amounts of luggage, sports or musical equipment—just about everything you can imagine. Illustrated below right are just four of the nine possible configurations you can achieve with this versatile and adaptable vehicle.

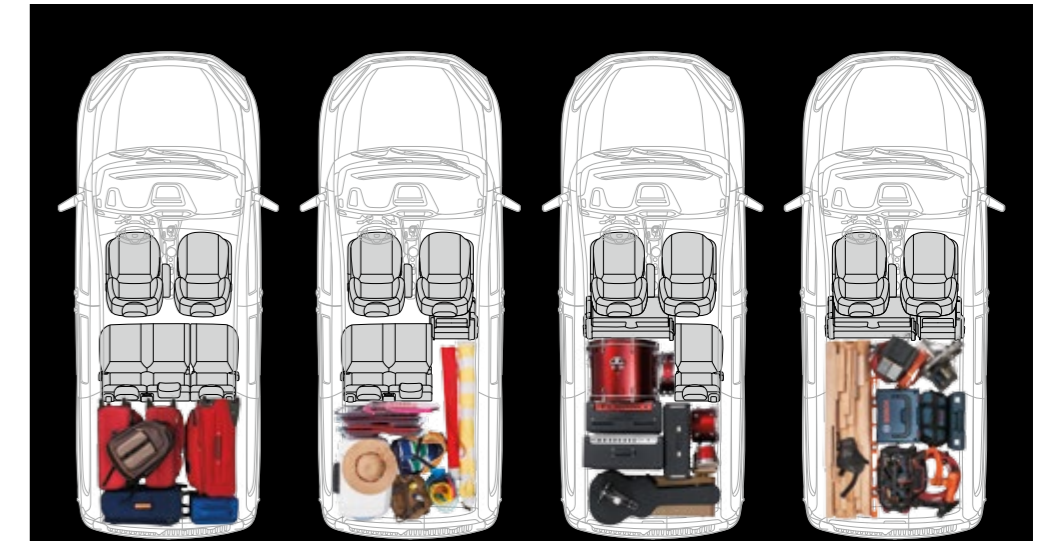
TAKE A SEAT—AND TAKE NOTE OF THE COMFORT. This Ram is no stranger to the world's workforce. The root vehicle is the popular and proven Fiat® Doblò—a two-time winner of International Van of the Year, with more than 1.3 million units sold. Bucket seats are engineered to deliver comfort, with “right-sized” controls for gloved hands. Durable cloth upholstery features stylish embossed inserts; abundant storage is discreetly engineered into the cabin.

LOW COST OF OWNERSHIP. Aerodynamic by design, this exterior is also designed to minimize downtime. High-positioned headlamps are out of the way of common collision zones, and a three-piece modular front fascia simplifies service and reduces repair costs.

STANDARD ELECTRONIC STABILITY CONTROL (ESC)¹³ SYSTEM. Ram ProMaster City helps control every driving moment. Comprehensive ESC features All-Speed Traction Control, Hill Start Assist, Ready-Alert Braking, Electronic Roll Mitigation and Brake Assist.

CARGO VAN	
CARGO CAPACITY ⁷	3,729 L (131.7 CU FT)
PAYLOAD ⁷	862 KG (1,900 LB)
CARGO AREA HEIGHT	1,316 MM (51.8 IN)
CARGO AREA WIDTH	1,534 MM (60.4 IN)
CARGO AREA LENGTH	2,215 MM (87.2 IN)
CARGO WIDTH BETWEEN WHEEL WELLS ⁷	1,229 MM (48.4 IN)
REAR STEP-IN HEIGHT	546 MM (21.5 IN)

WAGON (behind folded rear seats)	
CARGO CAPACITY ⁷	2,880 L (101.7 CU FT)
PAYLOAD ⁷	777 KG (1,713 LB)
CARGO AREA HEIGHT	1,199 MM (47.2 IN)
CARGO AREA WIDTH	1,191 MM (46.9 IN)
CARGO AREA LENGTH BEHIND REAR SEATS	1,158 MM (45.6 IN)
CARGO WIDTH BETWEEN WHEEL WELLS ⁷	1,229 MM (48.4 IN)
REAR STEP-IN HEIGHT	546 MM (21.5 IN)



EASY AND VERSATILE OPERATION—WITH ROOM TO SPARE. In mere seconds, the Ram ProMaster City Wagon models can adapt the rear seating and storage to fit the many needs of taxis, shuttles, businesses—and families. With the rear seats folded in, you've got 2,880 litres (101.7 cu ft) of working cargo/storage room; unfolded, they'll seat three adults with plenty of rear space for luggage or equipment.

Properly secure all cargo.

RAM PROMASTER.™



Ram ProMaster 2500 Window Van shown with aftermarket upfit.

RAM PROMASTER, CANADA'S MOST VERSATILE CARGO VAN.⁸ The Ram ProMaster Cargo Van and Window Van generously add to the overall capability of our commercial lineup. With their class-exclusive front-wheel-drive⁸ and multiple best-in-class features, these purpose-built full-size vehicles are designed to deliver maximum utility and functionality.

What counts here is flexibility of design. Ram ProMaster Cargo Van delivers, with three weight classes, three wheelbases, four body lengths, multiple suspension options and two roof heights. The available high roof for Cargo Van delivers interior height of 1,930 mm (76 in), with nearly vertical side walls and an uninterrupted cargo load floor.

But it's the best-in-class attributes that position Ram ProMaster at the top. They include more standard cargo capacity; lowest load floor height; greatest width between the wheel wells; smallest turning radius and greatest standard interior height⁸—the Ram ProMaster 1500 Cargo Van is the only such 1500 series with an optional high roof model. The finishing touch is the many optional features that expand both comfort and capability.

EXCEPTIONAL POWER. Standard on Ram ProMaster is the 3.6L Pentastar™ V6 with Variable Valve Timing (VVT), a three-time winner of *Ward's* "10 Best Engines," paired with the 6-speed automatic transmission; output is ranked at 280 horsepower and 260 lb-ft torque. The proven 3.0L EcoDiesel I-4 is paired with a segment-exclusive 6-speed automated manual transmission,⁸ delivering the efficiency of a manual with the convenience of an automatic.

THE FRONT-WHEEL-DRIVE (FWD) ADVANTAGE. Class-exclusive⁸ to Ram ProMaster, FWD contributes to the upfit-friendly nature of this van by saving on space and weight normally devoted to the rear drivetrain. Further FWD attributes include more predictable handling, enhanced traction and more cost-effective conversions.



PASSENGER-CENTRIC SPACE AND COMFORT. Comfort is always a priority—so we've made the high roof standard equipment on the Window Van models. New for 2016 is the new and longer Window Van model, with a 159-inch wheelbase and extended body.

AN INTERIOR THAT INVITES EVERY UPFIT. Above: the available high roof and 159-inch wheelbase with extended body on Cargo Van delivers up to 13,108 litres (462.9 cu ft) of interior space—and best-in-class cargo versatility.⁸ Ample headroom that invites 6'4" workers with large, 260-degree-opening rear doors translates into the mobile workshop of choice.



WORKSHOP OR CUSTOM SERVICE BODY IN BACK. RESERVE THE FRONT FOR YOUR OFFICE. This cab is designed to be ergonomic and occupant-friendly. Note the dash-mounted shifter that conserves space and enlarges storage and comfort areas. The available Uconnect[®] multimedia centre keeps you connected; a state-of-the-art, full-colour multiview touchscreen display rounds out the in-cabin technology.

ADAPTABLE, SPACIOUS AND UPFIT-FRIENDLY.



Properly secure all cargo.

AN OPEN-AND-SHUT CASE FOR BUSINESS.

RAM PROMASTER CUTAWAY & CHASSIS CAB



Properly secure all cargo.

RAM PROMASTER™ CUTAWAY & CHASSIS CAB.

RAM PROMASTER CUTAWAY & CHASSIS CAB

Be the best by using the best. Capability and quality make the 2016 Ram ProMaster Cutaway and Chassis Cab models the go-to choice when a custom upfit is the driving force for your business. Given the mandate for easy and economical adaptability, Ram ProMaster Cutaway and Chassis Cab offer a flexible unibody design, two wheelbases, two cab-to-axle lengths and three maximum allowable upfit lengths. Factor in a wide frame width of 1,321 mm (52 in) and low frame height of only 648 mm (25.5 in) and you've got the perfect vehicle for worker-friendly operation.

Standard for Ram ProMaster Cutaway and Chassis Cab models is the award-winning 3.6L Pentastar™ Variable Valve Timing (VVT) V6 paired with a 6-speed automatic transmission, a powertrain that delivers 280 horsepower and 260 lb-ft of torque. The available 3.0L EcoDiesel I-4† with 174 horsepower and an outstanding 295 lb-ft of torque at just 1,400 rpm is mated to a class-exclusive 6-speed automated manual transmission.⁷

The engineering behind Ram ProMaster Cutaway and Chassis Cab models shows that these workers anticipate the big jobs. Varying slightly by model, the substantial payload reaches up to 2,359 kg (5,200 lb). Towing across the board is impressive; these workhorses handle trailering demands up to 2,313 kg (5,100 lb), and are designed for upfits and their associated higher weights.

The natural choice of intensive applications—like ambulances, food service vehicles or mobile workstations—is the Ram ProMaster Cutaway. Standard rear frame rails, an upfitter-friendly flat frame surface and instant accessibility to the rear area give these models enormous clout.

†Late availability on Chassis Cab/Cutaway models.



VERSATILE FROM DAY ONE—AND PROVEN OVER THE LONG RUN. Shown above: a few of the many possibilities you can achieve with this front-wheel-drive packaging, a design that eliminates the weight and volume typically associated with rear-wheel-drive vehicles. These upfit examples illustrate a 2016 Ram ProMaster outfitted with an aftermarket service body, a cube van and a flat bed. Right: with a payload of up to 2,327 kg (5,130 lb), a Ram ProMaster Chassis Cab easily transitions into an auto carrier with ancillary hydraulic bed.

History and purchasing trends also reflect the Ram ProMaster popularity. The root vehicle—the renowned Fiat® Ducato—has proven itself as one of the most upfit-friendly vehicles in the world and is frequently the chassis of choice for camper body upfits in Europe.

EVERY RAM PROMASTER CUTAWAY AND CHASSIS CAB DELIVERS:

VERSATILE, UPFITTER-FRIENDLY DESIGN. These tough workers offer impressive upfitability, with open access to the rear in Cutaway models, and numerous options for partitions—ideal for applications like emergency vehicles and mobile food stations. The electrical architecture includes two auxiliary switches for ancillary connections or upfit needs.

LOW TOTAL COST OF OWNERSHIP. The look is distinctive for a reason: it's all about minimizing downtime. Look for high-positioned headlamps out of the way of common collision zones, and a three-piece modular front fascia that simplifies service and reduces repair costs. Built-in low cost of maintenance is also part of the equation: with the available 3.0L EcoDiesel I-4† recommended oil change intervals are up to a best-in-class 29,000 km.²³

STANDARD ELECTRONIC STABILITY CONTROL (ESC)¹³ SYSTEM. Every Ram ProMaster model features standard ESC with All-Speed Traction Control, Hill Start Assist, Ready-Alert Braking, Electronic Roll Mitigation and Brake Assist.

OPERATOR-FRIENDLY DESIGN. Ram ProMaster offers expansive driver visibility and an ergonomic driving position, as well as phenomenal choices for seating; choose from an available driver's suspension seat, 180-degree-swivel driver and passenger seats, and a three-occupant bench seat to accompany your rear upfit. Available electronics are driver- and occupant-friendly, and include the ParkView® Rear Back-Up Camera,¹² convenient hands-free communication¹⁵ with Bluetooth® streaming audio and the Uconnect® 5.0 multimedia centre with 5-inch touchscreen.



Properly secure all cargo.

RAM 1500



17-inch lightweight steel
Standard on ST and Tradesman®



17-inch Tech Silver aluminum
Standard on HFE Regular Cab, SXT, SLT, Express and Outdoorsman®



17-inch chrome-clad aluminum
Available on SLT



17-inch cast-aluminum with Black painted pockets
Standard on Rebel



20-inch aluminum
Standard on HFE Quad Cab®
Packaged with SLT Plus Décor Group on SLT
Available on SLT and Outdoorsman



20-inch Semi-gloss Black painted aluminum
Standard on Black Express
Available on Outdoorsman



20-inch chrome-clad aluminum
Available on Express



20-inch chrome-clad aluminum
Standard on Big Horn®



20-inch polished aluminum with Silver painted pockets
Standard on Sport
Available on SLT with the SLT Plus Décor Group



20-inch Black aluminum
Packaged with Black Sport Group



20-inch chrome-clad aluminum
Standard on Laramie®



20-inch multi-clad polished aluminum with accent-painted Gold inserts
Standard on Laramie Longhorn® with two-tone exterior paint



20-inch polished aluminum with accent-painted Silver inserts
Standard on Laramie Longhorn with monotone exterior paint



20-inch polished forged aluminum
Standard on Laramie Limited



20-inch polished aluminum
Available on Laramie Longhorn with monotone exterior paint

RAM 2500 AND 3500 SINGLE REAR WHEEL (SRW)



17-inch styled steel
Standard on 2500 ST
Available on SLT with CNG engine



17-inch aluminum
Standard on 2500 Power Wagon® ST, Power Wagon and Power Wagon Laramie



18-inch styled steel
Standard on 3500 ST
Available on 2500 ST



18-inch polished forged aluminum
Standard on Outdoorsman
Available on SLT and 2500 SLT with SLT Plus Décor Group



18-inch polished aluminum
Standard on Laramie



18-inch polished aluminum with White Gold painted pockets
Standard on Laramie Longhorn with two-tone exterior paint



20-inch polished aluminum with White Gold painted pockets
Available on Laramie Longhorn with two-tone exterior paint



20-inch polished aluminum
Available on SLT Crew Cab and Mega Cab,® Outdoorsman and Laramie



20-inch Black aluminum
Available on Laramie with Sport Appearance Package and SLT with Black Appearance Group

(SRW)




18-inch chrome-clad steel
Standard on SLT
Available on ST with SXT Appearance Group



18-inch polished aluminum with Silver painted pockets
Standard on Laramie Longhorn® with monotone exterior paint



20-inch polished aluminum with Silver painted pockets
Available on Laramie Longhorn with monotone exterior paint



20-inch polished forged aluminum
Standard on Laramie® Limited

RAM 3500 DUAL REAR WHEEL (DRW)



17-inch argent steel
Standard on ST



17-inch chrome-clad steel
Standard on SLT
Available on ST with SXT Appearance Group



17-inch aluminum
Standard on Laramie and Laramie Limited
Available on SLT



17-inch premium aluminum
Standard on Laramie Longhorn

RAM 3500 CHASSIS CAB SINGLE REAR WHEEL (SRW)



18-inch argent steel
Standard on ST and 4,491-kg (9,900-lb) GVWR ST



18-inch chrome-clad steel
Standard on SLT and 4,491-kg (9,900-lb) GVWR SLT
Available on ST and ST with SXT Appearance Group



18-inch polished aluminum
Standard on Laramie and 4,491-kg (9,900-lb) GVWR Laramie
Available on ST and SLT

RAM 3500 CHASSIS CAB DUAL REAR WHEEL (DRW)



17-inch argent steel
Standard on ST



17-inch steel with chrome covers
Standard on SLT
Available on ST and ST with SXT Appearance Group



17-inch polished aluminum
Standard on Laramie
Available on SLT

RAM 4500/5500 CHASSIS CAB



19.5-inch steel
Standard on ST and SLT



19.5-inch polished forged aluminum
Standard on Laramie
Available on ST and SLT

RAM PROMASTER CITY™



16-inch steel
Standard on ST



16-inch Black steel with wheel covers
Standard on SLT
Available on ST



16-inch aluminum
Available on SLT with Lights and Wheels Group

RAM PROMASTER™



16-inch steel
Standard



16-inch steel with wheel covers
Available



16-inch aluminum
Available

PAINTS

RAM 1500/2500/3500/4500/5500



Brilliant Black Crystal Pearl Black Forest Green Pearl True Blue Pearl



Maximum Steel Metallic Granite Crystal Metallic Blue Streak Pearl



Bright Silver Metallic Pearl White Bright White



Luxury Brown Pearl Red Pearl Flame Red



Laramie Longhorn® shown in Bright White with White Gold lower two-tone
 Power Wagon® shown in Brilliant Black Crystal Pearl with standard Red/Silver decals and chrome grille with Red inserts
 Power Wagon shown in Blue Streak Pearl with standard Grey/Silver decals and chrome grille with Bright inserts

RAM PROMASTER™



Black Granite Crystal Metallic



Bright Silver Metallic Bright White



True Blue Pearl Deep Cherry Red Crystal Pearl



Flame Red Sandstone Pearl

RAM PROMASTER CITY™



Black Metallic Quartz Grey Metallic



Bright Silver Metallic Bright White



Blue Night Metallic Deep Red Metallic



Bright Red

FABRICS



Heavy-duty vinyl — Diesel Grey
 Standard on ST, Tradesman®, Express, Power Wagon® ST and HFE Quad Cab®



Cloth — Diesel Grey
 Standard on SXT, HFE Regular Cab, SLT, Outdoorsman®, Big Horn®, Power Wagon;
 Available on ST, Tradesman, Express and Power Wagon ST



Premium cloth — Canyon Brown
 Available on SLT, Outdoorsman, Big Horn and Power Wagon



High-durability technical grain vinyl with Black embossed seat insert — Radar Red
 Standard on Rebel



Leather-faced with perforated inserts — Black with Light Slate Grey accent stitching
 Available on Sport



Leather-faced with perforated inserts — Black with Light Slate Grey accent stitching
 Standard on Laramie and Power Wagon Laramie




Premium leather with perforated inserts — Canyon Brown with Tan accent stitching
 Standard on Laramie Longhorn




Premium leather with perforated inserts — Black with Greystone accent stitching
 Standard on Laramie Limited



Premium cloth — Black
 Standard on ProMaster City SLT



Vinyl — Grey
 Available on ProMaster



Work-grade vinyl — Diesel Grey
 Available on 2500, 3500 and Chassis Cab ST



Cloth — Canyon Brown
 Standard on SLT, Outdoorsman, Big Horn, Power Wagon



Premium cloth — Diesel Grey
 Available on SLT, Outdoorsman, Big Horn, Power Wagon



Sport mesh cloth with vinyl — Black with Light Slate Grey accent stitching
 Standard on Sport



Leather-faced with perforated inserts — Light Frost
 Standard on Laramie®, Power Wagon Laramie



Premium leather with perforated inserts and laser etching — Canyon Brown with Tan accent stitching
 Standard on Laramie Longhorn®



Premium leather with perforated inserts — Cattle Tan with Black accent stitching
 Standard on Laramie Longhorn



Cloth — Black
 Standard on ProMaster City ST



Cloth — Grey
 Standard on ProMaster™

RAM COMMERCIAL COMPARISONS



1500 ST — Regular Cab



2500 ST — Crew Cab



3500 Chassis Cab ST — Regular Cab



5500 Chassis Cab ST — Regular Cab



ProMaster City™ — Cargo Van SLT



ProMaster City — Wagon SLT



2500 ProMaster™ — Cargo Van, High Roof



3500 ProMaster — Chassis Cab, with Cargo Body Upfit

MODEL	LIGHT DUTY PICKUP	HEAVY DUTY PICKUP		CHASSIS CAB		PROMASTER CITY		PROMASTER		
SERIES	1500	2500	3500	3500	4500	5500	CARGO VAN	WAGON	1500, 2500, 3500	
TRIM LEVEL	ST, SXT, TRADESMAN [®] EXPRESS, SLT, HFE, OUTDOORSMAN [®] , BIG HORN [®] REBEL, SPORT, LARAMIE [®] LARAMIE LONGHORN [®] , LARAMIE LIMITED	ST, SLT, OUTDOORSMAN, POWER WAGON [®] ST, POWER WAGON, POWER WAGON LARAMIE, LARAMIE, LARAMIE LONGHORN, LARAMIE LIMITED	ST, SLT, LARAMIE, LARAMIE LONGHORN, LARAMIE LIMITED	ST, SLT, LARAMIE	ST, SLT, LARAMIE [®]	ST, SLT, LARAMIE	ST, SLT	ST, SLT	CARGO VAN, WINDOW VAN	CHASSIS CAB, CUTAWAY
BODY STYLE	REGULAR CAB, QUAD CAB [®] , CREW CAB	REGULAR CAB, CREW CAB, MEGA CAB [®]	REGULAR CAB, CREW CAB, MEGA CAB	REGULAR CAB, CREW CAB	REGULAR CAB, CREW CAB	REGULAR CAB, CREW CAB	—	—	STANDARD ROOF (CARGO VAN), HIGH ROOF	STANDARD ROOF
CARGO BED, m (ft/in)	1.7 (5'7") / 1.9 (6'4") / 2.4 (8'0")	1.9 (6'4") / 2.4 (8'0")	1.9 (6'4") / 2.4 (8'0")	—	—	—	—	—	—	—
CAB-TO-AXLE, mm (in)	—	—	—	1524 (60) / 2134 (84)	1524 (60) / 2134 (84) / 2743 (108) / 3048 (120)	1524 (60) / 2134 (84) / 2743 (108) / 3048 (120)	—	—	—	2057 (81) / 2642 (104)
WHEELBASE, mm (in)	3061 (120.5) / 3569 (140.5) / 3797 (149.5)	3569 (140.5) / 3795 (149.4) / 4302 (169.4) / 4077 (160.5)	3569 (140.5) / 3795 (149.4) / 4302 (169.4) / 4077 (160.5)	3645 (143.5) / 4255 (167.5) / 4379 (172.4)	3674 (144.6) / 4278 (168.4) / 4404 (173.4) / 4883 (192.2) / 5007 (197.1) / 5194 (204.5)	3674 (144.6) / 4278 (168.4) / 4404 (173.4) / 4890 (192.5) / 5007 (197.1) / 5194 (204.5)	3109 (122.4)	3109 (122.4)	CARGO VAN: 2997 (118) / 3454 (136) / 4039 (159) / 4039 (159 EXT)	3454 (136) / 4039 (159) / 4039 (159 EXT)
ENGINE	3.6L PENTASTAR™ VVT V6 5.7L HEMI [®] VVT V8 3.0L ECODIESEL V6	5.7L HEMI V8 5.7L HEMI V8 CNG 6.4L HEMI V8 6.7L CUMMINS [®] TURBO DIESEL	5.7L HEMI V8 6.4L HEMI V8 6.7L CUMMINS TURBO DIESEL	6.4L HEMI V8 6.7L CUMMINS TURBO DIESEL	6.4L HEMI [®] V8 6.7L CUMMINS [®] TURBO DIESEL	6.4L HEMI V8 6.7L CUMMINS TURBO DIESEL	2.4L TIGERSHARK [®] MULTIAIR [®] I-4	2.4L TIGERSHARK [®] MULTIAIR I-4	3.6L PENTASTAR™ VVT V6 3.0L ECODIESEL I-4	3.6L PENTASTAR VVT V6 3.0L ECODIESEL I-4
TRANSMISSION	6-SPEED AUTOMATIC 8-SPEED AUTOMATIC	6-SPEED AUTOMATIC 6-SPEED MANUAL	6-SPEED AUTOMATIC 6-SPEED MANUAL	6-SPEED AUTOMATIC 6-SPEED MANUAL	6-SPEED AUTOMATIC 6-SPEED MANUAL	6-SPEED AUTOMATIC 6-SPEED MANUAL	9-SPEED AUTOMATIC	9-SPEED AUTOMATIC	6-SPEED AUTOMATIC 6-SPEED AUTOMATED MANUAL	6-SPEED AUTOMATIC 6-SPEED AUTOMATED MANUAL
SEATING CAPACITY (front/rear)	3 or 2 or 2 / 3 or 3 / 3	3 or 2 or 2 / 3 or 3 / 3	3 or 2 or 2 / 3 or 3 / 3	3 or 2 or 2 / 3 or 3 / 3	3 or 2 or 2 / 3 or 3 / 3	3 or 2 or 2 / 3 or 3 / 3	2	5	2 or 3	2 or 3
PAYLOAD CAPABILITY RANGE, kg (lb)*	572 (1260) – 857 (1890)	684 (1510) – 1810 (3990)	1778 (3920) – 3352 (7390)	1093 (2410) – 3502 (7720)	2817 (6210) – 4382 (9660)	4150 (9150) – 5661 (12,480)	862 (1900)	777 (1713)	1728 (3810) – 2005 (4420)	2123 (4680) – 2359 (5200)
TRAILER-TOWING CAPABILITY RANGE, kg (lb)*	1891 (4169) – 4826 (10,640)	3157 (6960) – 8156 (17,980)	4985 (10,990) – 14,151 (31,210)	6482 (14,290) – 10,328 (22,770)	7253 (15,990) – 11,181 (24,650)	7212 (15,900) – 13,427 (29,600)	907 (2000)	892 (1867)	2313 (5100)	2313 (5100)
GROSS VEHICLE WEIGHT RATING (GVWR) RANGE, kg (lb)*	2726 (6010) – 3153 (6950)	3860 (8510) – 4536 (10,000)	4581 (10,100) – 6350 (14,000)	4491 (9900) – 6350 (14,000)	6804 (15,000) – 7484 (16,500)	8164 (18,000) – 8845 (19,500)	2447 (5395)	2447 (5395)	3878 (8550) – 4241 (9350)	4037 (8900) – 4241 (9350)
GROSS COMBINED WEIGHT RATING (GCWR) RANGE, kg (lb)*	4468 (9850) – 7235 (15,950)	6804 (15,000) – 11,476 (25,300)	8573 (18,400) – 17,736 (39,100)	9525 (21,000) – 13,608 (30,000)	10,886 (24,000) – 14,742 (32,500)	10,886 (24,000) – 17,010 (37,500)	2676 (5900)	2676 (5900)	5216 (11,500) – 5670 (12,500)	5216 (11,500) – 5670 (12,500)

*Information subject to change. Visit rambodybuilder.com for the latest information. Capability ratings shown are based on properly equipped trucks; optional equipment may be necessary. Weight of additional options, equipment, passengers and cargo must be deducted from these weights.

RAM 1500 PICKUP — FEATURES

ST (REGULAR CAB / QUAD CAB® / CREW CAB)

POWERTRAIN

- 5.7L HEMI® Variable Valve Timing (VVT) V8 with Multi-Displacement System (MDS) and 6-speed automatic
- 5.7L HEMI VVT V8 with MDS and 8-speed automatic with E-shifter (Tradesman®)
- 3.6L Pentastar™ VVT V6 with 8-speed automatic and E-shifter
- 3.0L EcoDiesel V6 with 8-speed automatic, E-shifter and winter grille cover (Tradesman)

STANDARD EQUIPMENT

- 3.5-inch Electronic Vehicle Information Centre (EVIC)
- 12-volt auxiliary power outlet
- Air conditioning
- Behind-the-seat storage bin (Regular Cab)
- Cruise control
- Heavy-duty vinyl 40/20/40 front bench seat
- Media hub with remote USB port and auxiliary input jack
- Radio 3.0 multimedia centre
- Power door locks and front windows with one-touch up and down (Quad Cab/Crew Cab)
- Rear in-floor storage (Crew Cab)
- Rear underseat storage (Quad Cab/Crew Cab)

EXTERIOR FEATURES

- Black grille, door handles and front/rear bumpers
- Black, power, heated 6 x 9-inch mirrors, manual folding (Quad Cab/Crew Cab)
- Moulded-in-Black upper fascia
- 17-inch lightweight steel wheels
- P265/70R17 BSW all-season tires
- Quad-lens halogen headlamps

SAFETY & SECURITY

- 6 air bags²⁴
- Automatic headlamps
- Four-wheel disc antilock brakes with Brake Assist
- Full-size spare tire
- Electronic Stability Control (ESC)¹³ System with Hill Start Assist, Trailer Sway Control, Electronic Roll Mitigation, Rain Brake Support, Ready-Alert Braking and Traction Control

CAPABILITY & FUNCTIONALITY

- 3.21 axle ratio
- 4- and 7-pin trailer wiring harness
- 730-amp maintenance-free battery
- Electronic shift-on-the-fly part-time transfer case (4x4)
- Engine block heater
- Front stabilizer bar
- Multilink coil spring rear suspension with heavy-duty shock absorbers
- Rear stabilizer bar (N/A on Regular Cab 4x2)

SELECT OPTIONAL EQUIPMENT

- Active-Level™ Four-Corner Air Suspension System (Quad Cab/Crew Cab)
- Black Tubular Side Steps
- Class IV Hitch Receiver
- Spray-in Bedliner

PACKAGE GROUPS

- Popular Equipment Group—Includes cloth 40/20/40 front bench seat, carpet, remote keyless entry on Crew Cab/Quad Cab, floor mats and SiriusXM satellite radio[®]
- Protection Group—Includes tow hooks, transfer case and front suspension skid plates (4x4 only)
- Ram Tradesman Model—Features standard 5.7L HEMI V8 with 6-speed or 8-speed automatic, available 3.6L Pentastar V6 with 8-speed, available 3.0L EcoDiesel V6 with 8-speed, Class IV hitch receiver and spray-in bedliner
- RamBox® Cargo Management System with pickup box lighting and cargo bed extender/divider (5' 7" and 6' 4" box only)
- Trailer Tow Mirrors and Brake Group—Includes Trailer Brake Control and power 7 x 11-inch manually folding trailer tow mirrors

SXT (REGULAR CAB / QUAD CAB / CREW CAB)

POWERTRAIN

- 5.7L HEMI VVT V8 with MDS and 6-speed automatic
- 3.6L Pentastar VVT V6 with 8-speed automatic and E-shifter

ENHANCEMENTS vs. ST

INTERIOR FEATURES

- Carpet floor covering
- Cloth 40/20/40 front bench seat
- Floor mats
- SiriusXM satellite radio including one-year subscription[®]

EXTERIOR FEATURES

- 17-inch aluminum wheels
- Chrome front/rear bumpers
- Chrome grille with Black hex-link insert

SAFETY & SECURITY

- Remote keyless entry (Quad Cab/Crew Cab)

SELECT OPTIONAL EQUIPMENT

- Active-Level Four-Corner Air Suspension System (Quad Cab/Crew Cab)
- Antispin Differential Rear Axle
- Black 7 x 11-inch Power Trailer Tow Mirrors—Manually folding with courtesy lamps, supplemental turn signals and heating element (included with Trailer Tow Mirrors and Brake Group)
- Black Vinyl Floor Covering (Fleet only)
- Chrome Tubular Side Steps
- Chrome Wheel-to-Wheel Side Steps
- Class IV Hitch Receiver
- Fog Lamps
- ParkView® Rear Back-Up Camera¹²
- Pickup Box Lighting (included with RamBox)
- Spray-in Bedliner
- Trailer Brake Control (included with Trailer Tow Mirrors and Brake Group)
- Uconnect® 5.0 Multimedia Centre with 5-inch Touchscreen

PACKAGE GROUPS

- Protection Group—Includes tow hooks, transfer case and front suspension skid plates (4x4 only)
- RamBox Cargo Management System with pickup box lighting and cargo bed extender/divider (5' 7" and 6' 4" box only)
- Trailer Tow Mirrors and Brake Group—Includes Trailer Brake Control and power 7 x 11-inch manually folding trailer tow mirrors

SLT (REGULAR CAB / QUAD CAB / CREW CAB)

POWERTRAIN

- 3.6L Pentastar VVT V6 with 8-speed automatic and E-shifter
- 5.7L HEMI VVT V8 with MDS and 8-speed automatic with E-shifter
- 3.0L EcoDiesel V6 with 8-speed automatic, E-shifter and winter grille cover

ENHANCEMENTS vs. SXT

INTERIOR FEATURES

- Hands-free communication with Bluetooth® streaming audio²⁵
- Instrument panel colour-keyed accents
- Overhead console
- Passenger-side sun visor with mirror
- Premium door trim panel with map pocket
- Rear power sliding window (Quad Cab/Crew Cab)
- Temperature and compass displays
- Traveller and mini trip computer
- Uconnect 5.0 multimedia centre with 5-inch touchscreen

EXTERIOR FEATURES

- Body-colour upper fascia
- Chrome door handles

SELECT OPTIONAL EQUIPMENT

- Active-Level Four-Corner Air Suspension System (Quad Cab/Crew Cab)
- Antispin Differential Rear Axle
- Chrome Tubular Side Steps
- Chrome Wheel-to-Wheel Side Steps
- Class IV Hitch Receiver
- Park-Sense® Rear Park Assist¹² (Quad Cab/Crew Cab)
- ParkView Rear Back-Up Camera¹²
- Soft Tri-fold Tonneau Cover
- Spray-in Bedliner
- Trailer Brake Control
- Uconnect 8.4 Multimedia Centre with 8.4-inch Touchscreen (NAV-ready²⁶)
- Uconnect 8.4 NAV Multimedia Centre with 8.4-inch Touchscreen and Premium Navigation¹⁷

PACKAGE GROUPS

- Comfort Group—Includes heated front seats and heated steering wheel
- Luxury Group—Includes overhead console with universal garage door opener²⁶ sun visors with illuminated vanity mirrors, power folding 6 x 9-inch heated auto-dimming mirrors with courtesy lamps and supplemental turn signals, 7-inch customizable in-cluster display centre, glove box and underhood lamps, rear dome lamp, leather-wrapped steering wheel with audio controls and pickup box lighting
- Protection Group—Includes tow hooks, transfer case and front suspension skid plates (4x4 only)
- RamBox Cargo Management System with pickup box lighting and cargo bed extender/divider (5' 7" and 6' 4" box only)
- Remote Start and Security Group—Includes remote start and security alarm
- SLT Plus Décor Group (Quad Cab/Crew Cab only)—Includes Luxury Group, chrome grille with chrome billets, fog lamps, 20-inch aluminum wheels and dual rear exhaust with bright tips
- Trailer Tow Mirrors and Brake Group—Includes Trailer Brake Control and power 7 x 11-inch manually folding trailer tow mirrors

OUTDOORSMAN® (QUAD CAB® / CREW CAB)

POWERTRAIN

- 3.6L Pentastar™ Variable Valve Timing (VVT) V6 with 8-speed automatic and E-shifter
- 5.7L HEMI® VVT V8 with Multi-Displacement System (MDS) and 8-speed automatic with E-shifter
- 3.0L EcoDiesel V6 with 8-speed automatic, E-shifter and winter grille cover

ENHANCEMENTS vs. SLT

INTERIOR FEATURES

- Front/rear rubber floor mats

EXTERIOR FEATURES

- Black door handles
- Black lower two-tone paint
- Black painted fender flares
- Black painted front/rear bumpers
- Body-colour grille
- Fog lamps

CAPABILITY & FUNCTIONALITY

- 98-litre fuel tank (3.0L)
- 121-litre fuel tank (3.6L and 5.7L)
- Antispin differential rear axle (4x4)
- Class IV hitch receiver (4x4)
- Front suspension skid plate (4x4)
- Rear extra-heavy-duty shock absorbers (4x4)
- Tow hooks
- Transfer case skid plate shield (4x4)

SELECT OPTIONAL EQUIPMENT

- Active-Level™ Four-Corner Air Suspension System
- Antispin Differential Rear Axle
- Black Tubular Side Steps
- Chrome Tubular Side Steps (Monotone Outdoorsman)
- Chrome Wheel-to-Wheel Side Steps (Monotone Outdoorsman)
- Park-Sense® Front and Rear Park Assist¹²
- Park-Sense Rear Park Assist¹²
- ParkView® Rear Back-Up Camera¹²
- Soft Tri-fold Tonneau Cover
- Spray-in Bedliner
- Trailer Brake Control
- Uconnect® 8.4 Multimedia Centre with 8.4-inch Touchscreen (NAV-ready²⁶)
- Uconnect 8.4 NAV Multimedia Centre with 8.4-inch Touchscreen and Premium Navigation¹⁷

PACKAGE GROUPS

- Luxury Group—Includes overhead console with universal garage door opener²⁶ sun visors with illuminated vanity mirrors, power folding 6 x 9-inch heated auto-dimming mirrors with courtesy lamps and supplemental turn signals, 7-inch customizable in-cluster display centre, glove box and underhood lamps, rear dome lamp, leather-wrapped steering wheel with audio controls and pickup box lighting
- Monotone Outdoorsman—Includes body-colour fender flares and bright front/rear bumpers
- RamBox® Cargo Management System with pickup box lighting and cargo bed extender/divider
- Rear Camera and Park Assist Group—Includes ParkView Rear Back-Up Camera¹² and Park-Sense Front and Rear Park Assist¹²
- Remote Start and Security Group—Includes remote start and security alarm
- Trailer Tow Mirrors and Brake Group—Includes Trailer Brake Control and power 7 x 11-inch manually folding trailer tow mirrors

BIG HORN® (QUAD CAB / CREW CAB)

POWERTRAIN

- 5.7L HEMI VVT V8 with MDS and 8-speed automatic with E-shifter
- 3.0L EcoDiesel V6 with 8-speed automatic, E-shifter and winter grille cover

ENHANCEMENTS vs. SLT

INTERIOR FEATURES

- Auto-dimming rearview mirror
- Glove box and underhood lamps
- Leather-wrapped steering wheel with audio controls
- Overhead console with universal garage door opener²⁶
- Premium gauge cluster with 7-inch full-colour customizable in-cluster display
- Rear dome lamp with on/off switch
- Sun visors with illuminated vanity mirrors

EXTERIOR FEATURES

- 20-inch chrome-clad aluminum wheels
- Chrome grille with chrome billets
- Chrome power folding, heated 6 x 9-inch mirrors with courtesy lamps and supplemental turn signals
- Chrome tubular side steps (Big Horn only)
- Fog lamps
- Pickup box lighting
- P275/60R20 BSW all-season Goodyear® tires

CAPABILITY & FUNCTIONALITY

- Dual rear exhaust with bright tips
- Electronic shift-on-demand transfer case (4x4)
- Tow hooks

SELECT OPTIONAL EQUIPMENT

- Active-Level Four-Corner Air Suspension System
- Antispin Differential Rear Axle
- Chrome Wheel-to-Wheel Side Steps
- Class IV Hitch Receiver
- Park-Sense Rear Park Assist¹² (Quad Cab/Crew Cab)
- ParkView Rear Back-Up Camera¹²
- Power Sunroof
- Soft Tri-fold Tonneau Cover
- Spray-in Bedliner
- Trailer Brake Control
- Uconnect 8.4 Multimedia Centre with 8.4-inch Touchscreen (NAV-ready²⁶)

PACKAGE GROUPS

- Protection Group—Includes tow hooks, transfer case and front suspension skid plates (4x4 only)
- RamBox Cargo Management System with cargo bed extender/divider
- Rear Camera and Park Assist Group—Includes ParkView Rear Back-Up Camera¹² and Park-Sense Front and Rear Park Assist¹²
- Remote Start and Security Group—Includes remote start and security alarm
- Trailer Tow Mirrors and Brake Group—Includes Trailer Brake Control, Class IV hitch receiver and power 7 x 11-inch heated, manually folding trailer tow mirrors with memory, courtesy lamps and supplemental turn signals

SPORT (QUAD CAB / CREW CAB)

POWERTRAIN

- 5.7L HEMI VVT V8 with MDS and 8-speed automatic with E-shifter

ENHANCEMENTS vs. BIG HORN

INTERIOR FEATURES

- 60/40 split-folding rear seat
- 115-volt auxiliary power outlet
- Chrome rotary dial E-shifter
- Cloth high-back front bucket seats
- Fold-flat rear load floor
- Full-length upgraded floor console with phone/tablet holder
- Highline door trim panel
- LED interior lighting
- Power 10-way driver's seat, including 2-way lumbar adjust
- Uconnect 8.4 multimedia centre with 8.4-inch touchscreen (NAV-ready²⁶)

EXTERIOR FEATURES

- 20-inch polished aluminum with Silver painted pockets
- Body-colour exterior mirrors and door handles
- Body-colour front fascia and rear bumper
- Body-colour grille with bright billets
- Body-colour, heated, 6 x 9-inch, power folding, auto-dimming mirrors with courtesy lamps and supplemental turn signals
- Premium LED taillamps with Black surround
- Premium bifunctional halogen projector headlamps with Black surround
- P275/60R20 OWL all-season Goodyear tires

SELECT OPTIONAL EQUIPMENT

- Active-Level Four-Corner Air Suspension System
- Antispin Differential Rear Axle
- Chrome Tubular Side Steps
- Chrome Wheel-to-Wheel Side Steps
- Class IV Hitch Receiver
- Park-Sense Front and Rear Park Assist¹²
- ParkView Rear Back-Up Camera¹²
- Power Adjustable Pedals
- Power Sunroof
- Soft Tri-fold Tonneau Cover
- Sport Performance Hood
- Spray-in Bedliner
- Trailer Brake Control
- Uconnect 8.4 NAV Multimedia Centre with 8.4-inch Touchscreen and Premium Navigation¹²

PACKAGE GROUPS

- Black Sport Package—Includes Brilliant Black exterior paint, 20-inch Black aluminum wheels, sport performance hood, Black exterior badging, dual-zone temperature control (Quad Cab/Crew Cab) and 10 amplified speakers including subwoofer
- Comfort Group—Includes heated front seats and heated steering wheel
- Convenience Group—Includes rain-sensing windshield wipers, auto high-beam headlamp control and Keyless Enter™ with proximity entry and push-button start
- RamBox Cargo Management System with cargo bed extender/divider (5' 7" and 6' 4" box only)
- Remote Start and Security Group—Includes remote start and security alarm
- Sport Premium Group—Includes air conditioning with dual-zone temperature control and 10 amplified speakers including subwoofer
- Trailer Tow Mirrors and Brake Group—Includes Trailer Brake Control, Class IV hitch receiver and Black 7 x 11-inch heated, manually folding trailer tow mirrors with courtesy lamps and supplemental turn signals

FOR FULL OPTION DETAILS, VISIT RAMTRUCK.CA

RAM 1500 PICKUP — FEATURES

REBEL® (CREW CAB, 4x4 ONLY)

POWERTRAIN

- 3.6L Pentastar™ Variable Valve Timing (VVT) V6 with 8-speed automatic and E-shifter
- 5.7L HEMI® VVT V8 with Multi-Displacement System (MDS) and 8-speed automatic with E-shifter

ENHANCEMENTS vs. BIG HORN®

INTERIOR FEATURES

- Fold-flat rear load floor
- Full-length upgraded floor console with phone/tablet holder
- Heated steering wheel
- Heated front seats
- High-durability technical grain vinyl seats in Radar Red with Black fabric inserts
- Power 10-way driver's seat and 6-way front-passenger seat including 2-way lumbar adjust
- Toyo® tire tread-embossed seat pattern

EXTERIOR FEATURES

- Black badging including 20-inch "RAM" tailgate badge
- Black lower two-tone paint
- Black powder-coated front/rear bumpers
- Black, power, heated 6 x 9-inch mirrors, manual folding with courtesy lamps and supplemental turn signals
- Blacked-out Rebel grille with Billet Silver "RAM" letter badge
- Body-colour door handles
- Dedicated daytime running headlamps
- Flat Black wheel flares
- Premium bifunctional halogen projector headlamps with Black surround
- Premium LED taillamps with Black surround
- Sport performance hood
- Wheels and Tires:
 - 17-inch cast-aluminum wheels with Black painted pockets and 33-inch Toyo brand all-terrain tires
 - Full-size spare tire

CAPABILITY & FUNCTIONALITY

- 3.92 rear axle ratio
- Active-Level™ Four-Corner Air Suspension System
- Bilstein® heavy-duty front/rear shocks
- Class IV hitch receiver
- Electronic shift-on-the-fly part-time transfer case

SELECT OPTIONAL EQUIPMENT

- Black Tubular Side Steps
- Keyless Enter 'n Go™ with Proximity Entry and Push-button Start
- Park-Sense® Rear Park Assist¹²
- ParkView® Rear Back-Up Camera¹²
- Power Sunroof
- Tonneau Cover with Embossed Ram's Head logo
- Uconnect® 8.4 Multimedia Centre with 8.4-inch Touchscreen (NAV-ready²³)
- Uconnect 8.4 NAV Multimedia Centre with 8.4-inch Touchscreen and Premium Navigation¹⁷

PACKAGE GROUPS

- Luxury Group—Includes overhead console with universal garage door opener,²⁶ sun visors with illuminated vanity mirrors, power folding 6 x 9-inch heated auto-dimming mirrors with courtesy lamps and supplemental turn signals, glove box and underhood lamps, rear dome lamp and pickup box lighting
- Protection Group—Includes transfer case and front suspension skid plates
- RamBox® Cargo Management System with pickup box lighting and bed extender/divider
- Remote Start and Security Group—Includes remote start and security alarm
- Trailer Tow Mirrors and Brake Group—Power 7 x 11-inch heated, manually folding trailer tow mirrors with memory, courtesy lamps and supplemental turn signals

LARAMIE® (QUAD CAB® / CREW CAB)

POWERTRAIN

- 5.7L HEMI VVT V8 with MDS and 8-speed automatic with E-shifter
- 3.0L EcoDiesel V6 with 8-speed automatic, E-shifter and winter grille cover

ENHANCEMENTS vs. SPORT

INTERIOR FEATURES

- 10 amplified-speaker system including subwoofer and 506-watt amplifier
- Air conditioning with dual-zone automatic temperature control and humidity sensor
- Deluxe door trim panel
- Front/rear-door accent lighting
- Heated steering wheel
- Heated/ventilated front seats
- Instrument panel with woodgrain accents
- Leather-faced 40/20/40 front bench seat (restrictions apply, see your retailer for full details)
- Memory feature for radio, driver's seat, exterior mirrors and pedals
- Power 10-way driver's seat and 6-way front-passenger seat including 2-way lumbar adjust

EXTERIOR FEATURES

- Chrome door handles, front/rear bumpers
- Chrome grille with chrome hex-perforated insert
- Chrome, heated 6 x 9-inch multifunction, power folding mirrors with position memory, auto-dimming, with courtesy lamps and supplemental turn signals
- Premium bifunctional halogen projector headlamps with chrome surround
- Premium LED taillamps with chrome surround
- 20-inch chrome-clad aluminum wheels
- P275/60R20 BSW all-season Goodyear® tires

SAFETY & SECURITY

- Park-Sense Rear Park Assist¹²
- ParkView Rear Back-Up Camera¹²
- Security alarm

SELECT OPTIONAL EQUIPMENT

- Active-Level™ Four-Corner Air Suspension System
- Chrome Tubular Side Steps
- Chrome Wheel-to-Wheel Side Steps
- Class IV Hitch Receiver
- Park-Sense Front and Rear Park Assist¹²
- Pickup Box Lighting
- Power Sunroof
- Soft Tri-fold Tonneau Cover
- Spray-in Bedliner
- Trailer Brake Control
- Two-tone Paint (includes Bright Silver Metallic lower two-tone paint and fender flares)
- Uconnect 8.4 NAV Multimedia Centre with 8.4-inch Touchscreen and Premium Navigation¹⁷

PACKAGE GROUPS

- Convenience Group—Includes rain-sensing windshield wipers, auto high-beam headlamp control and Keyless Enter 'n Go with proximity entry and push-button start
- Protection Group—Includes tow hooks, transfer case and front suspension skid plates (4x4 only)
- RamBox Cargo Management System with pickup box lighting and cargo bed extender/divider
- Trailer Tow Mirrors and Brake Group—Includes Trailer Brake Control, Class IV hitch receiver and power 7 x 11-inch heated, manually folding trailer tow mirrors with courtesy lamps and supplemental turn signals

LARAMIE LONGHORN® (CREW CAB)

POWERTRAIN

- 5.7L HEMI VVT V8 with MDS and 8-speed automatic with E-shifter
- 3.0L EcoDiesel V6 with 8-speed automatic, E-shifter and winter grille cover

ENHANCEMENTS vs. LARAMIE

INTERIOR FEATURES

- Double-stacked centre console with full-leather lid and tambour sliding door
- Heated 2nd-row seats
- Mopar® Bright Door Entry Guards
- Premium door trim panel
- Premium front/rear floor mats
- Premium Laramie Longhorn instrument cluster
- Premium leather and wood interior accents
- Premium leather front bucket seats
- Premium leather-wrapped steering wheel with audio controls
- Uconnect 8.4 NAV multimedia centre with 8.4-inch touchscreen and premium navigation¹⁷

EXTERIOR FEATURES

- 20-inch multi-clad polished aluminum wheels with accent-painted Gold inserts
- Chrome grille with chrome wave-mesh
- Lower two-tone paint, front/rear fascia, fender flares and running boards in White Gold Metallic
- Pickup box lighting
- Spray-in bedliner
- Tow hooks (Laramie Longhorn only)

SAFETY & SECURITY

- Remote start system

SELECT OPTIONAL EQUIPMENT

- Active-Level Four-Corner Air Suspension System
- Class IV Hitch Receiver
- Park-Sense Front and Rear Park Assist¹²
- Power Sunroof
- Soft Tri-fold Tonneau Cover
- Trailer Brake Control

PACKAGE GROUPS

- Convenience Group—Includes rain-sensing windshield wipers, auto high-beam headlamp control and Keyless Enter 'n Go with proximity entry and push-button start
- Monotone Paint—Includes chrome tubular side steps, bright front/rear bumpers and 20-inch polished aluminum wheels with accent-painted Silver inserts
- Protection Group—Includes tow hooks, transfer case and front suspension skid plates (4x4 only)
- RamBox Cargo Management System with cargo bed extender/divider
- Trailer Tow Mirrors and Brake Group—Includes Trailer Brake Control, Class IV hitch receiver and power 7 x 11-inch manually folding trailer tow mirrors with courtesy lamps and supplemental turn signals

LARAMIE® LIMITED (CREW CAB)

POWERTRAIN

- 5.7L HEMI® Variable Valve Timing (VVT) V8 with Multi-Displacement System (MDS) and 8-speed automatic with E-shifter
- 3.0L EcoDiesel V6 with 8-speed automatic, E-shifter and winter grille cover

ENHANCEMENTS vs. LARAMIE LONGHORN®

INTERIOR FEATURES

- Leather-wrapped grab handles
- Luxury Berber front/rear floor mats
- Luxury door trim panel with Argento wood accents
- Premium all-black interior
- Premium Black leather front bucket seats
- Premium Laramie Limited instrument cluster
- Premium leather-wrapped steering wheel with real wood accents and audio/cruise controls

EXTERIOR FEATURES

- 20-inch bright chrome "RAM" tailgate badge
- 20-inch polished forged aluminum wheels
- Body-colour front/rear bumpers
- Chrome billet port grille with "RAM" badge
- Chrome bodyside moulding and tailgate accent
- Chrome wheel-to-wheel side steps (5.7L)
- Monotone exterior paint

SAFETY & SECURITY

- Auto high-beam headlamp control
- Rain-sensing windshield wipers
- Rear window defroster
- Remote Keyless Enter 'n Go™ with proximity entry and push-button start

CAPABILITY & FUNCTIONALITY

- Active-Level™ Four-Corner Air Suspension System

SELECT OPTIONAL EQUIPMENT

- Class IV Hitch Receiver
- Park-Sense® Front and Rear Park Assist¹²
- Power Sunroof
- Soft Tri-fold Tonneau Cover
- Trailer Brake Control

PACKAGE GROUPS

- Limited Appearance Group—Includes body-colour fender flares and chrome front/rear bumpers
- RamBox® Cargo Management System with pickup box lighting and cargo bed extender/divider
- Trailer Tow Mirrors and Brake Group—Includes Trailer Brake Control, Class IV hitch receiver and power 7 x 11-inch manually folding trailer tow mirrors with courtesy lamps and supplemental turn signals

RAM 2500/3500 PICKUP — FEATURES

ST (REGULAR CAB / CREW CAB)

POWERTRAIN

- 5.7L HEMI VVT V8 with 6-speed automatic (standard on 2500 and 3500 SRW)
- 6.4L HEMI V8 with MDS and 6-speed automatic (standard on 3500 DRW; available on 2500 and 3500 SRW)
- 6.7L Cummins® I-6 High-Output Turbo Diesel with 6-speed AISIN® automatic (available on 3500)
- 6.7L Cummins I-6 Turbo Diesel with 6-speed automatic (available on 2500 and 3500)
- 6.7L Cummins I-6 Turbo Diesel with 6-speed manual (available on 2500 and 3500)

STANDARD EQUIPMENT

INTERIOR FEATURES

- 3.5-inch Electronic Vehicle Information Centre (EVIC)
- 12-volt auxiliary power outlet
- Air conditioning
- Heavy-duty vinyl 40/20/40 front bench seat
- Media Centre:
 - Media hub with USB port and auxiliary input jack
 - Radio 3.0 multimedia centre with 6 speakers
- Power locks and front windows (Crew Cab)
- Storage:
 - Behind-the-seat storage (Regular Cab)
 - Front armrest with storage/cup holders (with automatic)
 - Rear in-floor storage bins (Crew Cab)
 - Rear underseat storage compartment (Crew Cab)

EXTERIOR FEATURES

- Automatic quad-halogen headlamps
- Black, 6 x 9-inch mirrors, manual folding (2500 Regular Cab)
- Black, 7 x 11-inch trailer tow mirrors, manual folding with supplemental turn signals and courtesy lamps (3500 Regular Cab)
- Black door handles and Black front/rear bumpers
- Black grille with Black insert
- Black, power, heated, 6 x 9-inch mirrors, manual folding (2500 Crew Cab)
- Black, power, heated, 7 x 11-inch trailer tow mirrors, manual folding with supplemental turn signals and courtesy lamps (3500 Crew Cab)
- Wheels and Tires:
 - 17-inch styled steel wheels (2500)
 - 18-inch styled steel wheels (3500 SRW)
 - LT245/70R17E BSW all-season tires (2500)
 - LT275/70R18E BSW all-season tires (3500 SRW)

SAFETY & SECURITY

- Air Bags²⁴
 - Advanced multistage driver and front-passenger
 - Supplemental front-seat-mounted side
 - Supplemental side-curtain
- Brakes:
 - Electronic Stability Control¹⁹ with Hill Start Assist, Trailer Sway Control, Electronic Roll Mitigation, Rain Brake Support, Ready-Alert Braking and Traction Control
 - Four-wheel antilock disc with Brake Assist
 - "Smart" Diesel Exhaust Brake (6.7L Cummins)

CAPABILITY & FUNCTIONALITY

- Antispin differential rear axle (3500)
- Class V hitch receiver with 4- and 7-pin wiring harness
- Heavy-duty engine cooling
- Manual shift-on-the-fly transfer case (4x4)
- Ram Active Air™ intake (diesel)
- Single Rear Wheel (SRW)
- Suspension:
 - Front/rear heavy-duty shock absorbers
 - Heavy-duty Hotchkiss rear suspension (3500)
 - Multilink coil spring rear suspension (2500)

SELECT OPTIONAL EQUIPMENT

- Antispin Rear Differential (2500)
- Auto-Level Rear Air Suspension
- Auxiliary Instrument Panel-mounted Switches
- Black, 7 x 11-inch Trailer Tow Mirrors, Manual Folding (2500 Regular Cab)
- Chrome Wheel-to-Wheel Side Steps (Crew Cab SRW)
- Dual 220-amp Alternators (with 6.7L Cummins)
- Dual 220-amp and 160-amp Alternators (6.4L HEMI)
- Electronic Trailer Brake Controller
- Park-Sense Rear Park Assist¹² (Crew Cab)
- ParkView® Rear Back-Up Camera¹²
- Pickup Box Lighting
- RamBox Cargo Management System (6'4" box, SRW)
- Spray-in Bedliner
- Uconnect® 5.0 Multimedia Centre with 5-inch Touchscreen

PACKAGE GROUPS

- Fifth-Wheel/Gooseneck Prep Group — Includes rear axle structural crossmember, fifth-wheel/gooseneck hitch mounting provision designed for Mopar® hitch accessories and an integrated 7-pin wiring connector
- Heavy-duty Snowplow Prep Group — Includes 180-amp alternator (5.7L HEMI), 220-amp alternator (6.4L HEMI/6.7L Cummins) and transfer case skid plate (4x4 only)
- Popular Equipment Group — Includes cloth 40/20/40 bench seat, floor carpet, remote keyless entry (Crew Cab), floor mats and SiriusXM satellite radio¹⁸ (included with SXT Appearance Group)
- Protection Group — Includes tow hooks (on 2500 models) and transfer case skid plate (4x4 only)
- SXT Appearance Group — Includes bright grille, bright front/rear bumpers, LT275/70R18E BSW all-season tires and chrome-clad steel wheels; includes Popular Equipment Group

RAM 2500/3500 PICKUP — FEATURES

SLT (REGULAR CAB / CREW CAB / MEGA CAB[®])

POWERTRAIN

- 5.7L HEMI[®] Variable Valve Timing (VVT) V8 with 6-speed automatic (standard on 2500 and 3500 SRW)
- 6.4L HEMI V8 with Multi-Displacement System (MDS) and 6-speed automatic (standard on 3500 DRW; available on 2500 and 3500 SRW)
- 6.7L Cummins[®] I-6 High-Output Turbo Diesel with 6-speed AISIN[®] automatic (available on 3500)
- 6.7L Cummins I-6 Turbo Diesel with 6-speed automatic (available on 2500 and 3500)
- 6.7L Cummins I-6 Turbo Diesel with 6-speed manual (available on 2500 and 3500)

ENHANCEMENTS vs. ST

INTERIOR FEATURES

- Carpet floor covering
- Cloth 40/20/40 front bench seat
- Colour-keyed instrument panel accents
- Floor mats
- Manual rear sliding window (Regular Cab)
- Overhead console
- Power rear sliding window (Crew Cab/Mega Cab)
- Premium vinyl door trim with map pocket
- SiriusXM satellite radio with one-year subscription¹⁸
- Temperature and compass display
- Traveller/mini trip computer

EXTERIOR FEATURES

- Chrome front/rear bumpers
- Chrome grille with Black insert
- Wheels and Tires:
 - 18-inch chrome-clad steel wheels
 - LT275/70R18E BSW all-season tires

SAFETY & SECURITY

- Remote keyless entry

CAPABILITY & FUNCTIONALITY

- Electronic shift-on-the-fly transfer case (4x4)

SELECT OPTIONAL EQUIPMENT

- Auto-Level Rear Air Suspension
- Centre High-mounted Stop Lamp (CHMSL) Camera
- Dual 220-amp Alternators (6.7L Cummins)
- Dual Rear Wheels (3500)
- Electronic Trailer Brake Controller
- Park-Sense[®] Front and Rear Park Assist¹²
- ParkView[®] Rear Back-Up Camera¹²
- Pickup Box Lighting
- RamBox[®] Cargo Management System (6'4" box, SRW)
- Security Alarm
- Spray-in Bedliner
- Uconnect[®] 5.0 Multimedia Centre with 5-inch Touchscreen
- Uconnect 8.4 Multimedia Centre with 8.4-inch Touchscreen (NAV-ready²⁵)
- Uconnect 8.4 NAV Multimedia Centre with 8.4-inch Touchscreen and Navigation¹⁷

PACKAGE GROUPS

- Fifth-Wheel/Gooseneck Prep Group — See ST model for group details
- Heavy-duty Snowplow Prep Group — See ST model for group details
- Luxury Group — Includes overhead console, sun visors with illuminated vanity mirrors, power folding mirrors, premium 7-inch customizable in-cluster display centre, leather-wrapped steering wheel with audio controls, universal garage door opener²⁶ and more
- Protection Group — See ST model for group details
- SLT Plus Décor Group — Includes Luxury Group, antispin differential rear axle, Trailer Brake Control on Crew Cab, fog lamps, bright grille with bright billets and 18-inch polished forged aluminum wheels (2500 Crew Cab/Mega Cab only)

OUTDOORSMAN[®] (CREW CAB 2500, 4x4 ONLY)

POWERTRAIN

- 5.7L HEMI VVT V8 with 6-speed automatic (standard)
- 6.4L HEMI V8 with MDS and 6-speed automatic (available)
- 6.7L Cummins I-6 Turbo Diesel with 6-speed automatic (available)

ENHANCEMENTS vs. SLT

INTERIOR FEATURES

- Front/rear rubber floor mats

EXTERIOR FEATURES

- Antispin differential rear axle
- Black lower two-tone paint, fender flares and front/rear bumpers
- Body-colour grille with Black insert
- Fog lamps
- Tow hooks
- Transfer case skid plate
- Wheels and Tires:
 - 18-inch polished forged aluminum wheels
 - LT275/70R18 OWL on-/off-road tires

SELECT OPTIONAL EQUIPMENT

- Antispin Rear Differential
- Auto-Level Rear Air Suspension
- CHMSL Camera
- Chrome Wheel-to-Wheel Side Steps (monotone paint)
- Dual 220-amp Alternators (6.7L Cummins)
- Electronic Trailer Brake Controller
- Monotone Paint — Includes body-colour fender flares and bright front/rear bumpers
- Park-Sense Front and Rear Park Assist¹²
- Park-Sense Rear Park Assist¹²
- ParkView Rear Back-Up Camera¹²
- Pickup Box Lighting
- Power Sunroof
- RamBox Cargo Management System (6'4" box, SRW)
- Remote Start System (requires automatic transmission)
- Security Alarm
- Uconnect 5.0 Multimedia Centre with 5-inch Touchscreen
- Uconnect 8.4 Multimedia Centre with 8.4-inch Touchscreen (NAV-ready²⁵)
- Uconnect 8.4 NAV with 8.4-inch Touchscreen and Navigation¹⁷

PACKAGE GROUPS

- Fifth-Wheel/Gooseneck Prep Group — See ST model for group details
- Heavy-duty Snowplow Prep Group — See ST model for group details
- Luxury Group — See SLT model for group details

POWER WAGON[®] (CREW CAB 2500, 4x4 ONLY)

POWERTRAIN

- 6.4L HEMI V8 with MDS and 6-speed automatic (standard)

ENHANCEMENTS vs. SLT

INTERIOR FEATURES

- Media Centre:
 - Hands-free communication with Bluetooth[®] streaming audio¹⁵
 - Uconnect 5.0 multimedia centre with 5-inch touchscreen
- Mini floor console¹

EXTERIOR FEATURES

- Black fender flares[†]
- Black lower two-tone paint
- Chrome grille with chrome or red billets
- Clearance lamps
- Fog lamps[†]
- Power Wagon chrome tailgate decal
- Power Wagon exterior decal in grey/silver (standard with Blue Streak Pearl, True Blue Pearl, Maximum Steel Metallic and Flame Red; Flame Red receives red billets*)
- Premium bifunctional halogen projector headlamps with Black surround
- Premium LED taillamps (turn/stop/tail/running lights) with Black surround
- Wheels and Tires:
 - 17-inch aluminum wheels[†]
 - LT285/70R17D OWL all-terrain BFGoodrich[®] tires¹

CAPABILITY & FUNCTIONALITY

- 4.10 rear axle ratio[†]
- 180-amp alternator[†]
- Front tow hooks[†]
- Front WARN[®] electric winch[†]
- Fuel tank and transfer case skid plate[†]
- Manual shift-on-the-fly transfer case[†]
- Suspension:
 - Bilstein[®] gas-charged monotube shocks[†]
 - Front disconnecting stabilizer bar[†]
- Tru-Lok[®] front/rear differentials[†]

SAFETY & SECURITY

- Electronic trailer brake controller
- Hill Descent Control[†]

SELECT OPTIONAL EQUIPMENT

- CHMSL Camera
- Park-Sense Front and Rear Park Assist¹²
- Park-Sense Rear Park Assist¹²
- ParkView Rear Back-Up Camera¹²
- RamBox Cargo Management System (6'4" box, SRW)
- Remote Start System
- Security Alarm
- Spray-in Bedliner
- Uconnect 8.4 Multimedia Centre with 8.4-inch Touchscreen (NAV-ready²⁵)
- Uconnect 8.4 NAV Multimedia Centre with 8.4-inch Touchscreen and Navigation¹⁷

POWER WAGON ST (CREW CAB 2500, 4x4 ONLY)

- Adds all the Power Wagon features noted above with †
- Includes all Ram ST features but replaces the black front/rear bumpers with bright front/rear bumpers

POWER WAGON LARAMIE (CREW CAB 2500, 4x4 ONLY)

- Adds all the Power Wagon features noted above with †, with the exception of black fender flares
- Includes all Ram Laramie features but replaces Bright Silver Metallic two-tone paint and fender flares with monotone paint and body-colour fender flares

[†]Also available without exterior decals.

LARAMIE[®] (CREW CAB / MEGA CAB[®])

POWERTRAIN

- 5.7L HEMI[®] Variable Valve Timing (VVT) V8 with 6-speed automatic (standard on 2500 and 3500 SRW)
- 6.4L HEMI V8 with Multi-Displacement System (MDS) and 6-speed automatic (standard on 3500 DRW; available on 2500 and 3500 SRW)
- 6.7L Cummins[®] I-6 High-Output Turbo Diesel with 6-speed AISIN[®] automatic (available on 3500)
- 6.7L Cummins I-6 Turbo Diesel with 6-speed automatic (available on 2500 and 3500)
- 6.7L Cummins I-6 Turbo Diesel with 6-speed manual (available on 2500 and 3500)

ENHANCEMENTS vs. SLT

INTERIOR FEATURES

- 7-inch customizable in-cluster display centre
- 115-volt auxiliary power outlet
- Air conditioning with dual-zone ATC
- Heated leather-wrapped steering wheel with audio controls
- Media Centre:
 - 10 amplified speakers including subwoofer
 - Hands-free communication with Bluetooth[®] streaming audio¹⁵
 - Media hub with USB port, SD card slot and auxiliary input jack
- Media Centre (continued):
 - Uconnect[®] 8.4 multimedia centre with 8.4-inch touchscreen (NAV-ready²⁵)
- Seating:
 - Leather-faced heated and ventilated 40/20/40 front bench seat
 - Memory feature for radio and driver's seat
 - Power 10-way driver and 6-way front-passenger seats including 2-way lumbar adjust

EXTERIOR FEATURES

- Chrome door handles and fog lamps
- Chrome grille with chrome insert
- Chrome, power folding, heated, 6 x 9-inch mirrors with memory, supplemental turn signals and courtesy lamps (2500)
- Chrome, power folding, heated, 7 x 11-inch mirrors with memory, supplemental turn signals and courtesy lamps (3500)
- Premium bifunctional halogen projector headlamps and LED with chrome surround

SAFETY & SECURITY

- Electronic trailer brake controller
- Park-Sense[®] Front and Rear Park Assist¹²
- ParkView[®] Rear Back-Up Camera¹²
- Security alarm

SELECT OPTIONAL EQUIPMENT

- Auto-Level Rear Air Suspension
- Centre High-mounted Stop Lamp (CHMSL) Camera
- Dual 220-amp Alternators (6.7L Cummins)
- Dual Rear Wheels (3500)
- Lower two-tone paint and fender flares in Bright Silver Metallic
- Pickup Box Lighting
- Power Sunroof
- RamBox[®] Cargo Management System (6'4" box, SRW)
- Remote Keyless Enter 'n Go[™] with Proximity Entry and Push-button Start
- Remote Start System (automatic transmission)
- Spray-in Bedliner
- Uconnect 8.4 NAV Multimedia Centre with 8.4-inch Touchscreen and Navigation¹⁷

PACKAGE GROUPS

- Convenience Group — Includes rain-sensing windshield wipers and auto high-beam headlamp control
- Fifth-Wheel/Gooseneck Prep Group — See ST model for group details
- Heavy-duty Snowplow Prep Group — See ST model for group details
- Sport Appearance Package — Includes body-colour door handles, Black mirrors, Black badging, Black premium bifunctional halogen projector headlamps, Black premium taillamps, body-colour front/rear bumpers, body-colour grille with Black insert, LT285/60R20E OWL on-/off-road tires and 20-inch Black aluminum wheels

LARAMIE LONGHORN[®] (CREW CAB / MEGA CAB)

POWERTRAIN

- 5.7L HEMI VVT V8 with 6-speed automatic (standard on 2500 and 3500 SRW)
- 6.4L HEMI V8 with MDS and 6-speed automatic (standard on 3500 DRW; available on 2500 and 3500 SRW)
- 6.7L Cummins I-6 High-Output Turbo Diesel with 6-speed AISIN automatic (available on 3500)
- 6.7L Cummins I-6 Turbo Diesel with 6-speed automatic (available on 2500 and 3500)

ENHANCEMENTS vs. LARAMIE

INTERIOR FEATURES

- Door sill guards
- Double-stacked centre console with full-leather lid and wood tambour door
- Premium door trim panel
- Premium front/rear floor mats
- Premium instrument cluster and interior accents
- Premium leather-wrapped steering wheel with audio and cruise controls
- Seating:
 - Premium leather front bucket seats
 - Premium leather heated 60/40 split-folding rear seats
- Uconnect 8.4 NAV multimedia centre with 8.4-inch touchscreen and navigation¹⁷

EXTERIOR FEATURES

- 18-inch polished aluminum wheels with White Gold painted pockets
- Chrome grille with chrome insert
- Lower two-tone paint, fender flares, front/rear bumpers and running boards in White Gold Metallic
- Pickup box lighting
- Spray-in bedliner
- Tow hooks

SAFETY & SECURITY

- Power adjustable pedals with memory
- Remote start system

SELECT OPTIONAL EQUIPMENT

- Antispin Rear Differential (2500)
- Auto-Level Rear Air Suspension
- Auxiliary Instrument Panel-mounted Switches
- Centre High-mounted Stop Lamp (CHMSL) Camera
- Chrome, Power Folding, Heated 7 x 11-inch Trailer Tow Mirrors with Memory, Supplemental Turn Signals and Courtesy Lamps
- Chrome Wheel-to-Wheel Side Steps
- Dual 220-amp Alternators (6.7L Cummins)
- Dual Rear Wheels (3500)
- Monotone Paint — Includes body-colour fender flares, chrome tubular side steps, bright front/rear bumpers and 18-inch polished aluminum wheels with Silver painted pockets
- Power Sunroof
- RamBox Cargo Management System (6'4" box, SRW)
- Remote Keyless Enter 'n Go with Proximity Entry and Push-button Start (requires automatic transmission)

PACKAGE GROUPS

- Convenience Group — See Laramie model for group details
- Fifth-Wheel/Gooseneck Prep Group — See ST model for group details
- Heavy-duty Snowplow Prep Group — See ST model for group details
- Protection Group — See ST model for group details

LARAMIE LIMITED (CREW CAB)

POWERTRAIN

- 5.7L HEMI VVT V8 with 6-speed automatic (standard on 2500 and 3500 SRW)
- 6.4L HEMI V8 with MDS and 6-speed automatic (standard on 3500 DRW; available in 2500 and 3500 SRW)
- 6.7L Cummins I-6 High-Output Turbo Diesel with 6-speed AISIN automatic (available on 3500)
- 6.7L Cummins I-6 Turbo Diesel with 6-speed automatic (available on 2500 and 3500)

ENHANCEMENTS vs. LARAMIE LONGHORN

INTERIOR FEATURES

- All-black interior
- Luxury door-trim panel with Argento wood accents
- Luxury Berber front/rear floor mats
- Premium Black leather front bucket seats
- Premium leather-wrapped steering wheel with real wood accents and audio/cruise controls

EXTERIOR FEATURES

- 20-inch bright chrome "RAM" badge on tailgate
- 20-inch polished forged aluminum wheels
- Body-colour front/rear bumpers
- Chrome billet port grille with "RAM" badge
- Chrome bodyside moulding and tailgate accent
- Chrome wheel-to-wheel side steps
- Locking lug nuts
- Monotone exterior paint
- RamBox Cargo Management System (6'4" box, SRW)

SAFETY & SECURITY

- Auto high-beam headlamp control
- Rain-sensing windshield wipers
- Remote Keyless Enter 'n Go with proximity entry and push-button start

SELECT OPTIONAL EQUIPMENT

- Antispin Rear Differential (2500)
- Auto-Level Rear Air Suspension
- Auxiliary Instrument Panel-mounted Switches
- Centre High-mounted Stop Lamp (CHMSL) Camera
- Chrome, Power Folding, Heated, 7 x 11-inch Trailer Tow Mirrors with Memory, Supplemental Turn Signals and Courtesy Lamps
- Dual 220-amp Alternators (6.7L Cummins)
- Dual Rear Wheels (3500)
- Monotone Paint — Includes body-colour fender flares, chrome tubular side steps, bright front/rear bumpers and 18-inch polished aluminum wheels with Silver painted pockets
- Power Sunroof
- RamBox Cargo Management System (6'4" box, SRW)
- Remote Keyless Enter 'n Go with Proximity Entry and Push-button Start (requires automatic transmission)

PACKAGE GROUPS

- Fifth-Wheel/Gooseneck Prep Group — See ST model for group details
- Heavy-duty Snowplow Prep Group — See ST model for group details
- Protection Group — See ST model for group details

FOR FULL OPTION DETAILS, VISIT RAMTRUCK.CA

RAM 1500/2500/3500 PICKUP — SPECIFICATIONS

RAM 1500														
TOWING* (SAE J2807 Compliant) (conventional ball and hitch) kg (lb) — Maximum ratings when properly equipped			REGULAR CAB				QUAD CAB®		CREW CAB					
Engine	Auto Trans	Axle Ratio	GCWR	1.9m (6' 4") Box		2.4m (8') Box		1.9m (6' 4") Box		1.7m (5' 7") Box		1.9m (6' 4") Box		
				4x2	4x4	4x2	4x4	4x2	4x4	4x2	4x4	4x2	4x4	
3.6L Pentastar™ VVT V6 / 8-speed		3.21	4468 (9850)	2263 (4990)	2159 (4760)	2164 (4770)	2078 (4580)	2091 (4610)	2000 (4410)	2032 (4480)	1891 (4170)			
		3.55	5534 (12,200)	3307 (7290)	3198 (7050)									
		3.55	5625 (12,400)			3298 (7270)	3211 (7080)							
		3.55	5851 (12,900)					3452 (7610)	3357 (7400)	3388 (7470)	3248 (7160)			
		3.92	5851 (12,900)								3248 (7160)			
3.0L EcoDiesel V6 / 8-speed		3.55	6237 (13,750)			3738 (8240)	3642 (8030)	3624 (7990)	3515 (7750)	3570 (7870)	3452 (7610)		3420 (7540)	
		3.92	6237 (13,750) ¹			3738 (8240)	3642 (8030)	3624 (7990)	3515 (7750)	3570 (7870)	3452 (7610)		3420 (7540)	
		3.92	6691 (14,750)			4178 (9210)	4096 (9030)	4078 (8990)	3969 (8750)	4023 (8870)	3905 (8610)		3783 (8340)	
5.7L HEMI® V8 / 6-speed		3.21	5602 (12,350)	3275 (7220)		3193 (7040)		3080 (6790)		3066 (6760)		3053 (6730)		
		3.55	6532 (14,400)		4110 (9060)	4123 (9090)	4014 (8850)	4010 (8840)	3951 (8710)	3996 (8810)	3919 (8640)	3983 (8780)	3874 (8540)	
		3.92	6498 (14,325)	4173 (9200)	4078 (8990)									
		3.92	7235 (15,950)			4826 (10,640)	4714 (10,400)	4713 (10,260)	4654 (10,360)	4699 (10,190)	4622 (10,330)	4686 (10,090)	4577 (10,090)	
5.7L HEMI V8 / 8-speed		3.21	6260 (13,800)	3905 (8610)	3819 (8420)	3842 (8470)	3747 (8260)	3724 (8210)	3651 (8050)	3697 (8150)	3633 (8010)	3685 (8080)	3529 (7780)	
		3.92	6509 (14,350)	4155 (9160)	4069 (8970)									
		3.92	7190 (15,850)											4459 (9830)
	3.92	7235 (15,950)			4817 (10,620)	4722 (10,410)	4717 (10,360)	4627 (10,200)	4672 (10,300)	4609 (10,160)	4640 (10,230)			
PAYLOAD [†] kg (lb)														
			GVWR	4x2	4x4	4x2	4x4	4x2	4x4	4x2	4x4	4x2	4x4	
3.6L Pentastar VVT V6 / 8-speed	3.21 or 3.55 or 3.92		2733 (6025)	680 (1500)										
			2858 (6300)		708 (1560)									
			2994 (6600)			817 (1800)	767 (1690)							
			3084 (6800)					857 (1890)	776 (1710)	830 (1830)	744 (1640)			
3.0L EcoDiesel V6 / 8-speed	3.55 or 3.92		2994 (6600)		685 (1510)	585 (1290)								
			3153 (6950)				726 (1600)	631 (1390)	699 (1540)	603 (1330)		572 (1260)		
5.7L HEMI V8 / 6-speed	3.21 or 3.55 or 3.92		2880 (6350)	726 (1600)	635 (1400)									
			2994 (6600)			771 (1700)	667 (1470)							
			3130 (6900)					817 (1800)	721 (1590)	771 (1700)	699 (1540)	767 (1690)	680 (1500)	
5.7L HEMI V8 / 8-speed	3.21 or 3.92		2880 (6350)	721 (1590)	631 (1390)									
			2994 (6600)			767 (1690)	671 (1480)							
	3.92		3130 (6900)					798 (1760)	717 (1580)	767 (1690)	690 (1520)	748 (1650)	662 (1460)	

*Information subject to change. All weights are in kilograms (pounds). Please visit rambodybuilder.com for full up-to-date specifications. Payload and Maximum Trailer Weights are ESTIMATED values. All weights are shown in pounds unless otherwise stated. Payload and Maximum Trailer Weight values are rounded to the nearest 10 lb. Payload + GVWR = Base Weight. Trailer Weight Rating (TWR) and Tow Vehicle Trailing Weight are calculated as specified in SAE J2807. Passenger Weight = 300 lb. Options Weight is option content above 33 percent of sales volume. Trailer Equipment Weight = Class IV hitch receiver is 11 lb (if not already included in options weight). Trailer Hitch is 10 lb if TWR is less than or equal to 5,000 lb and 65 lb if TWR is greater than 5,000 lb. Payload and Trailer Weight Rating are mutually exclusive. GVWRs, GVWRs and GCWRs should never be exceeded. The recommended tongue weight for a conventional hitch is 10 percent of the gross trailer weight. The maximum tongue weight for Class IV hitch receiver is limited to 1,100 lb. Weight-Distributing Hitch is recommended for trailers over 5,000 lb. Quad Cab and Crew Cab models with off-road tires (sales code TXN) and/or steel wheels (sales code WFF) have 6,800-lb GVWR. All models with 22-Inch Tires (sales code TY4) have 6,200-lb GVWR. [†]Big Horn equipped with the 3.0L V6 EcoDiesel Engine and a 3.92 axle ratio has 13,750-lb GCWR.

RAM 2500										
TOWING [†] kg (lb) — SAE J2807 COMPLIANT Maximum ratings when properly equipped			REGULAR CAB		CREW CAB				MEGA CAB®	
Engine	Axle Ratio	GCWR	2.4m (8') Box		1.9m (6' 4") Box		2.4m (8') Box		1.9m (6' 4") Box	
			4x2	4x4	4x2	4x4	4x2	4x4	4x2	4x4
5.7L HEMI V8 / 6-speed	3.73	8301 (18,300)	5393 (11,890)	5221 (11,510)	5225 (11,520)	5080 (11,390)	5166 (11,390)	5003 (11,030)	5008 (11,040)	4890 (10,780)
		9208 (20,300)	6300 (13,890)	6128 (13,510)	6133 (13,520)	5983 (13,190)	6074 (13,390)	5906 (13,020)	5915 (13,040)	5797 (12,780)
		8981 (19,800)	6042 (13,320)	5865 (12,930)	5870 (12,940)	5728 (12,630)	5811 (12,810)	5652 (12,460)	5679 (12,520)	5552 (12,240)
6.4L HEMI V8 / 6-speed	3.73	10,342 (22,800)	7402 (16,320)	7226 (15,930)	7230 (15,940)	7090 (15,630)	7171 (15,810)	7013 (15,460)	7040 (15,520)	6913 (15,240)
		8156 (17,980)	7961 (17,550)	7942 (17,510)	7806 (17,210)	7879 (17,370)	7725 (17,030)	7788 (17,170)	7049 (15,540)	
6.7L Cummins® Turbo Diesel I-6 / 6-speed	3.42	11,476 (25,300)	8156 (17,980)	7961 (17,550)	7942 (17,510)	7806 (17,210)	7879 (17,370)	7725 (17,030)	7788 (17,170)	7049 (15,540)
PAYLOAD [†] kg (lb)										
		GVWR	4x2	4x4	4x2	4x4	4x2	4x4	4x2	4x4
5.7L HEMI V8 / 6-speed		4082 (9000)	1388 (3060)	1211 (2680)	1220 (2690)	1075 (2370)	1161 (2560)	997 (2200)	1002 (2210)	889 (1960)
6.4L HEMI V8 / 6-speed		4536 (10,000)	1810 (3990)	1633 (3600)	1637 (3610)	1497 (3300)	1579 (3480)	1420 (3130)	1447 (3190)	1320 (2910)
6.7L Cummins Turbo Diesel I-6 / 6-speed		4536 (10,000)	1433 (3160)	1225 (2720)	1220 (2690)	1080 (2380)	1152 (2540)	998 (2200)	1061 (2340)	921 (2030)

RAM 1500/2500/3500					
BOX SPECIFICATIONS, mm (in)	STANDARD BOX			RAMBOX®	
	CREW¹	REG/QUAD²/ CREW/MEGA	REGULAR/ CREW³	CREW¹	REG/QUAD²/ CREW/MEGA⁴
Box Length, m (ft/in)	1.7m (5' 7") Box	1.9m (6' 4") Box	2.4m (8') Box	1.7m (5' 7") Box	1.9m (6' 4") Box
Maximum Length at Floor	1712 (67.4)	1938 (76.3)	2497 (98.3)	1712 (67.4)	1938 (76.3)
Front of Box to End of Open Tailgate	2325 (91.5)	2546 (100.2)	3054 (120.2)	2325 (91.5)	2546 (100.2)
Depth of Box	509 (20.0)	511 (20.1)	513 (20.2)	509 (20.0)	503 (19.8)
Width between Wheelhousings	1295 (51.0)	1295 (51.0)	1295 (51.0)	1221 (48.1)	1221 (48.1)
Maximum Cargo Width at Floor	1687 (66.4)	1687 (66.4)	1687 (66.4)	1298 (51.1)	1270 (50.0)
Tailgate Opening	1535 (60.4)	1535 (60.4)	1535 (60.4)	1493 (58.8)	1221 (48.1)
Side Storage Volume (right), L (cu ft)				105 (3.7)	125 (4.4)
Side Storage Volume (left), L (cu ft)				102 (3.6)	119 (4.2)
Side Storage Volume (total), L (cu ft)				207 (7.3)	244 (8.6)

¹1500 only. ²Crew with 8' box on 2500/3500 only. ³2500/3500 only.

RAM 1500/2500/3500			
INTERIOR DIMENSIONS¹, mm (in)	REGULAR CAB	CREW CAB	MEGA CAB²
Headroom (front/rear)	1014 (39.9) / —	1041 (41.0) / 1014 (39.9)	1041 (41.0) / 1024 (40.3)
Legroom (front/rear)	1041 (41.0) / —	1041 (41.0) / 1024 (40.3)	1041 (41.0) / 1100 (43.3)
Shoulder Room (front/rear)	1676 (66.0) / —	1676 (66.0) / 1669 (65.7)	1676 (66.0) / 1669 (65.7)
Hip Room (front/rear)	1599 (62.9) / —	1605 (63.2) / 1605 (63.2)	1605 (63.2) / 1605 (63.2)
Total Interior Volume, L (cu ft)	1770 (62.5)	3182.62 (125.3)	3695 (130.5)

¹Visit rambodybuilder.com for Quad Cab interior dimensions. ²Available on Ram 2500 and 3500 only.

RAM 3500										
TOWING [†] kg (lb) — SAE J2807 COMPLIANT Maximum ratings when properly equipped			REGULAR CAB		CREW CAB				MEGA CAB®	
Engine	Axle Ratio	GCWR	2.4m (8') Box		1.9m (6' 4") Box		2.4m (8') Box		1.9m (6' 4") Box	
			4x2	4x4	4x2	4x4	4x2	4x4	4x2	4x4
5.7L HEMI® V8 / 6-speed	3.73	8346 (18,400) SRW	5402 (11,910)	5244 (11,560)	5225 (11,520)	5080 (11,390)	5166 (11,390)	5003 (11,030)	5008 (11,040)	4890 (10,780)
		9253 (20,400) SRW	6310 (13,910)	6151 (13,560)	6133 (13,520)	5988 (13,200)	6083 (13,410)	5906 (13,020)	5915 (13,040)	5797 (12,780)
		9027 (19,900) SRW	6065 (13,370)	5883 (12,970)	5883 (12,970)	5734 (12,640)	5883 (12,970)	5656 (12,470)	5679 (12,520)	5552 (12,240)
6.4L HEMI V8 / 6-speed	3.73	10,387 (22,900) SRW	7425 (16,370)	7244 (15,970)	7244 (15,970)	7094 (15,640)	7180 (15,830)	7017 (15,470)	7126 (15,710)	6985 (15,400)
		10,614 (23,400) DRW	7493 (16,520)	7321 (16,140)			7235 (15,950)	7076 (15,600)	7126 (15,710)	7040 (15,520)
		11,476 (25,300) SRW	8060 (17,770)	7902 (17,420)	7870 (17,350)	7734 (17,050)	7806 (17,210)	7648 (16,860)	7720 (17,020)	7557 (16,660)
6.7L Cummins® High-Output Turbo Diesel I-6 / AISIN® 6-speed	3.42	13,290 (29,300) DRW	9712 (21,410)	9539 (21,030)			9453 (20,860)	9303 (20,510)	9353 (20,620)	9217 (20,320)
		15,331 (33,800) DRW	11,753 (25,910)	11,580 (25,530)			11,503 (25,360)	11,344 (25,010)	11,394 (25,120)	11,258 (24,820)
		17,736 (39,100) DRW	14,157 (31,210)	13,984 (30,830)			13,907 (30,660)	13,748 (30,310)	13,798 (30,420)	13,662 (30,120)
PAYLOAD [†] kg (lb)										
		GVWR	4x2		4x4		4x2		4x4	
5.7L HEMI V8 / 6-speed		4581 (10,100) SRW	1851 (4080)							
		4672 (10,300) SRW			1783 (3930)					
		4763 (10,500) SRW					1855 (4090)			
		4854 (10,700) SRW							1801 (3970)	
		4990 (11,000) SRW							2032 (4480)	
		5126 (11,300) SRW							1991 (4390)	
		4627 (10,200) SRW	1878 (4140)						1978 (4360)	
		4717 (10,400) SRW			1787 (3940)					
		4763 (10,500) SRW			1833 (4040)					
		4899 (10,800) SRW					1819 (4010)			
6.4L HEMI V8 / 6-speed		5035 (11,100) SRW					2041 (4500)			
		5080 (11,200) SRW							2032 (4480)	
		5171 (11,400) SRW							2014 (4440)	
		6033 (13,300) DRW	3125 (6890)		2953 (6510)		2867 (6320)		2758 (6080)	
		6214 (13,700) DRW	3307 (7290)		3134 (6910)				2672 (5890)	
		6260 (13,800) DRW	3352 (7390)							
		6305 (13,900) DRW							3030 (6680)	
		6350 (14,000) DRW					3184 (7020)		3026 (6670)	
		5035 (11,100) SRW	1833 (4040)						2989 (6590)	
		5216 (11,500) SRW			1855 (4090)		1823 (4020)			
6.7L Cummins High-Output Turbo Diesel I-6 / AISIN 6-speed		5								

RAM 3500/4500/5500 CHASSIS CAB — FEATURES

ST (REGULAR CAB / CREW CAB)

POWERTRAIN

- 6.4L HEMI® V8 with 6-speed AISIN® automatic
- 6.4L HEMI V8 with 6-speed automatic
- 6.7L Cummins® I-6 Turbo Diesel with 6-speed AISIN automatic
- 6.7L Cummins I-6 Turbo Diesel with 6-speed manual

STANDARD EQUIPMENT

INTERIOR AMENITIES

- 3.5-inch Electronic Vehicle Information Centre
- Air conditioning
- Cruise control
- Heavy-duty vinyl 40/20/40 front bench seat
- Instrument panel-mounted auxiliary switches
- Media Centre:
 - 12-volt auxiliary power outlet
 - Media hub with USB port and auxiliary input jack
 - Uconnect® 3.0 multimedia centre with 2 speakers

EXTERIOR FEATURES

- Automatic quad-halogen headlamps
- Black door handles, front bumper and grille
- Black fender flares (4500 / 5500)
- Black, power, 7 x 11-inch trailer tow mirrors with supplemental turn signals and courtesy lamps, manual folding (Crew Cab)
- Clearance lamps
- Tow hooks (3500 diesel and all 4500 / 5500)
- Wheels:
 - 17-inch argent steel wheels (3500)
 - 18-inch argent steel wheels (3500 SRW 4,491-kg [9,900-lb] GVWR)
 - 19.5-inch steel wheels (4500 / 5500)

SAFETY & SECURITY

- Advanced multistage driver and front-passenger air bags²⁴
- Electronic Stability Control¹³
- Four-wheel disc antilock brakes with Brake Assist
- "Smart" Diesel Exhaust Brake (diesel)
- Supplemental front-seat-mounted side air bags²⁴ (3500 SRW 4,491-kg [9,900-lb] GVWR)
- Supplemental side curtain front/rear air bags²⁴ (3500 SRW 4,491-kg [9,900-lb] GVWR)
- Tire pressure monitoring display (3500 SRW 4,491-kg [9,900-lb] GVWR)

CAPABILITY & FUNCTIONALITY

- 7-pin wiring harness
- 180-amp alternator
- Antispin differential rear axle
- Dual Rear Wheels
- Front/rear heavy-duty shock absorbers
- Heavy-duty engine cooling
- Manual shift-on-the-fly transfer case (4x4)
- Ram Active Air™ (diesel)
- Single Rear Wheels (3500 4,491-kg [9,900-lb] GVWR)

SELECT OPTIONAL EQUIPMENT

- 17-inch Steel Wheels with Chrome Covers (3500 DRW)
- 19.5-inch Polished Forged Aluminum Wheels (4500 / 5500)
- 83L (18.3-gal) Mid-ship Fuel Tank
- 220-amp Alternator
- Ambulance Prep Group
- Chrome Tubular Side Steps
- Cloth 40/20/40 Split-bench Seat
- Dual 160-amp and 220-amp Alternator — Total 380 Amps (gas)
- Dual 220-amp Alternator — Total 440 Amps (diesel)
- Electronic Shift-on-the-fly Case (4x4)
- Electronic Trailer Brake Controller
- Heavy-duty Snowplow Prep Group (4x4)
- Max Tow Package
- Park-Sense® Front and Rear Park Assist¹² (requires fog lamps and SXT Appearance Group)
- Park-Sense Rear Park Assist¹²
- ParkView® Rear Back-Up Camera¹²
- Payload Upgrade Package (5500)
- Power Take-Off (PTO) Prep Group — Left Side (4x2 AISIN)
- Power Take-Off (PTO) Prep Group — Right Side
- Rollback Carrier Group (5500 Regular Cab 120" CA)
- Single Rear Wheels (3500 with 60" CA)
- SiriusXM Satellite Radio with One-year Subscription¹⁸
- SXT Appearance Group
- Tandem 196.8- and 83-litre Fuel Tanks
- Uconnect 5.0 Multimedia Centre
- Voltage Monitoring Auto Idle-up System
- Work-grade Vinyl Bench Seat

SLT (REGULAR CAB / CREW CAB)

POWERTRAIN

- 6.4L HEMI V8 with 6-speed AISIN automatic
- 6.4L HEMI V8 with 6-speed automatic
- 6.7L Cummins I-6 Turbo Diesel with 6-speed AISIN automatic
- 6.7L Cummins I-6 Turbo Diesel with 6-speed manual

ENHANCEMENTS vs. ST

INTERIOR AMENITIES

- Cloth 40/20/40 front bench seat
- Front carpet floor covering
- Front/rear floor mats (rear floor mats on Crew Cab only)
- Instrument panel colour-keyed accents
- Media Centre:
 - SiriusXM satellite radio with one-year subscription¹⁸
 - Six speakers
- Overhead console
- Premium door trim with map pocket
- Temperature and compass displays
- Traveller/mini trip computer

EXTERIOR FEATURES

- Chrome front bumper
- Chrome grille with black insert
- Wheels:
 - 17-inch steel wheels with chrome wheel covers (3500)
 - 18-inch steel wheels with chrome covers (4,491-kg [9,900-lb] GVWR)

SAFETY & SECURITY

- Remote keyless entry

SELECT OPTIONAL EQUIPMENT

- 17-inch Polished Aluminum Wheels (3500 DRW)
- 19.5-inch Polished Forged Aluminum Wheels (4500/5500)
- 83L (18.3-gal) Mid-ship Fuel Tank
- 220-amp Alternator
- Ambulance Prep Group
- Comfort Group
- Dual 160-amp and 220-amp Alternator — Total 380 Amps (gas)
- Dual 220-amp Alternator — Total 440 Amps (diesel)
- Engine Shutdown Timer
- Electronic Shift-on-the-fly Transfer Case (4x4)
- Electronic Trailer Brake Controller
- Fog Lamps
- Heavy-duty Snowplow Prep Group (4x4)
- Luxury Group
- Max Tow Package
- Park-Sense Front and Rear Park Assist¹² (requires fog lamps)
- Park-Sense Rear Park Assist¹²
- ParkView Rear Back-Up Camera¹²
- Payload Upgrade Package (5500)
- Power Adjustable Pedals (automatic)
- Power Take-Off (PTO) Prep Group — Left Side (4x2 AISIN)
- Power Take-Off (PTO) Prep Group — Right Side
- Premium Cloth 40/20/40 Front Bench Seat
- Premium Cloth Front Bucket Seats
- Remote Single-disc CD Player
- Remote Start System (automatic)
- Rollback Carrier Group (5500 Regular Cab)
- Security Alarm
- Single Rear Wheels (3500 with 60" CA)
- Tandem 196.8- and 83-litre Fuel Tanks
- Uconnect 5.0 Multimedia Centre with 5-inch Touchscreen
- Uconnect 8.4 Multimedia Centre with 8.4-inch Touchscreen (NAV-ready*)
- Uconnect 8.4 NAV Multimedia Centre with 8.4-inch Touchscreen
- Upfitter Electronic Interface Module
- Voltage Monitoring Auto Idle-up System

LARAMIE® (CREW CAB)

POWERTRAIN

- 6.4L HEMI® V8 with 6-speed AISIN® automatic
- 6.4L HEMI V8 with 6-speed automatic
- 6.7L Cummins® I-6 Turbo Diesel with 6-speed AISIN automatic
- 6.7L Cummins I-6 Turbo Diesel with 6-speed manual

ENHANCEMENTS vs. SLT

INTERIOR AMENITIES

- 115-volt auxiliary power outlet
- Air conditioning with dual-zone automatic temperature control
- Heated leather-wrapped steering wheel with audio and cruise controls
- Instrument panel woodgrain accents
- LED interior lighting
- Media Centre:
 - Hands-free communication with Bluetooth® streaming audio²⁴
 - Media hub with USB port, SD card slot and auxiliary input jack
 - Memory feature for radio
 - Remote USB port (charging only)
 - Uconnect® 8.4 multimedia centre with 8.4-inch touchscreen (NAV-ready²³)
- Overhead console with universal garage door opener²⁶
- Power rear sliding window
- Premium 7-inch full-colour customizable in-cluster display centre
- Seating:
 - Leather-faced heated and ventilated 40/20/40 front bench seat
 - Power 10-way memory driver and 6-way passenger seats with 2-way power lumbar adjust

EXTERIOR FEATURES

- Chrome door handles and grille with chrome insert
- Chrome, power, heated 7 x 11-inch trailer tow mirrors with memory, supplemental turn signals and courtesy lamps, manual folding
- Premium bifunctional halogen projector headlamps with chrome surround
- Fog lamps
- Wheels:
 - 17-inch polished aluminum wheels (3500 DRW)
 - 18-inch polished aluminum wheels (4,491-kg [9,900-lb] GVWR)
 - 19.5-inch polished forged aluminum wheels (4500 / 5500)

SAFETY & SECURITY

- Remote start system (automatic)
- Security alarm

CAPABILITY & FUNCTIONALITY

- Electronic shift-on-the-fly transfer case (4x4)

PACKAGE DETAILS

AMBULANCE PREP GROUP

- 220-amp alternator
- Upfitter electronic interface module
- Voltage monitoring auto idle-up system

COMFORT GROUP

- Air conditioning with dual-zone automatic temperature control (Crew Cab)
- Heated front seats
- Heated leather-wrapped steering wheel
- Remote start system (automatic)

CONVENIENCE GROUP

- Auto-dimming rearview mirror
- Automatic high-beam headlamp control
- Rain-sensing windshield wipers
- Remote Keyless Enter 'n Go™ with proximity entry and push-button start

HEAVY-DUTY SNOWPLOW PREP GROUP (4x4)

- 220-amp alternator
- Transfer case skid plate shield

LEATHER-FACED HIGH-BACK FRONT BUCKET SEATS

- 6-way power passenger seat including 2-way power lumbar adjust
- 10-way power driver's seat including 2-way power lumbar adjust and memory
- 60/40 split-folding heated rear seat
- 115-volt auxiliary power outlet
- Fold-flat load floor
- Full-length floor console
- Heated and ventilated front seats

LUXURY GROUP

- Glove box and underhood lamps
- Leather-wrapped steering wheel with audio and cruise controls
- Overhead console with mini trip computer and universal garage door opener²⁶
- Premium 7-inch full-colour customizable in-cluster display centre
- Rear dome lamp with on/off switch
- Rear power sliding window (Crew Cab)
- Sun visors with illuminated vanity mirrors

MAX TOW PACKAGE

- 4.10 (3500), 4.44 (4500), 4.88 (5500) axle ratio
- Aluminum rear axle differential cover (3500)
- Dual transmission oil cooler (3500)
- Special transmission software calibration
- Underbody thermal protection

PAYLOAD UPGRADE PACKAGE (5500)

- 4.88 rear axle ratio
- 8618-kg (19,000-lb) GVWR — 60" CA
- 8845-kg (19,500-lb) GVWR — 84", 104" and 120" CA

POWER TAKE-OFF (PTO) PREP GROUP — LEFT SIDE (4x2 AISIN)

- Hard-wired remote start system
- Split-shaft capability (diesel)

POWER TAKE-OFF (PTO) PREP GROUP — RIGHT SIDE

- Hard-wired remote start system
- Split-shaft capability (diesel)

PREMIUM CLOTH 40/20/40 FRONT BENCH SEAT

- 10-way power driver's seat including 2-way power lumbar adjust
- 60/40 split-folding rear seat (Crew Cab)
- 115-volt auxiliary power outlet
- Fold-flat load floor (Crew Cab)
- Front armrest with 3 cup holders (automatic)
- Front centre-seat-cushion storage
- Remote USB port for charging

PREMIUM CLOTH FRONT BUCKET SEATS

- 10-way power driver's seat including 2-way power lumbar adjust
- 60/40 split-folding rear seat
- 115-volt auxiliary power outlet
- Fold-flat load floor (Crew Cab)
- Full-length floor console
- Remote USB port for charging

SXT APPEARANCE GROUP

- 17-inch steel wheels with Chrome wheel covers (DRW)
- 18-inch Chrome-clad steel wheels (SRW)
- Chrome front bumper
- Chrome grille with black insert

FOR FULL OPTION DETAILS, VISIT RAMTRUCK.CA

RAM 3500/4500/5500 CHASSIS CAB — SPECIFICATIONS

RAM 3500 / 4500 / 5500 CHASSIS CAB			
ENGINES	6.4L HEMI® V8	6.7L CUMMINS® TURBO DIESEL I-6	6.7L CUMMINS HIGH-OUTPUT TURBO DIESEL I-6
Horsepower	410 @ 5,600 rpm*	320 @ 2,800 rpm	325 @ 2,400 rpm
Torque, lb-ft	429 @ 4,000 rpm	650 @ 1,400 rpm	750 @ 1,500 rpm
Displacement, cu cm (cu in)	6417 (392)	6690 (408)	6690 (408)
Construction	Cast-iron block/aluminum head	Cast-iron block and head	Cast-iron block and head
Valve System	OHV, 16 valves, pushrod design	OHV, 24 valves, solid lifters	OHV, 24 valves, solid lifters
Oil Change Interval (under normal operation)	—†	24,000 km or 6 months	24,000 km or 6 months

DRIVELINE		MODEL		
Transmission	66RFE	G-56	AISIN® AS66RC	
Type	6-speed automatic	6-speed manual with overdrive	6-speed automatic	
PTO capability	—	Left and right side	Left (available) and right side	
Gear ratio	1st	3.23	5.94	3.75
	2nd	1.84	3.28	2.00
	3rd	1.41	1.98	1.34
	4th	1.00	1.31	1.00
	5th	0.82	1.00	0.77
	6th	0.63	0.74	0.63
	Reverse	4.44	5.42	3.54

Available axle ratio	3500 = 4.10		4500 = 4.10, 4.44		5500 = 4.10, 4.44	
	—	—	—	—	—	—

BRAKES		
	FRONT	REAR
Type	Disc	Disc
Rotors, mm (in)	390 x 39 (15.3 x 1.5)	390 x 39 (15.3 x 1.5)
Caliper	Twin-piston pin slider	Twin-piston pin slider
System	Antilock (ABS)	Antilock (ABS)
Booster	Vacuum-assisted (with 6.4L HEMI V8) / Hydroboost (with 6.7L Cummins Diesel)	

ELECTRICAL SYSTEM		
	3500	4500/5500
Alternators	180-amp (with 6.7L Cummins Diesel and 6.4L HEMI)	180-amp (with 6.7L Cummins Diesel and 6.4L HEMI)
	220-amp (with 6.7L Cummins Diesel and Ambulance Prep Group)	220-amp (with 6.4L HEMI and Heavy-duty Snowplow Prep Group)
	220-amp (with 6.4L HEMI and Ambulance Prep Group)	220-amp (with 6.4L HEMI and Ambulance Prep Group)
	220-amp (with 6.4L HEMI and Heavy-duty Snowplow Prep Group)	220-amp (with 6.7L Cummins Diesel and Heavy-duty Snowplow Prep Group)
	220-amp (with 6.7L Cummins and Heavy-duty Snowplow Prep Group)	220-amp (with 6.7L Cummins Diesel and Ambulance Prep Group)
	— Optional	Dual 220-amp (with 6.7L Cummins Diesel and 6.4L HEMI)
Battery — Standard	730-amp, maintenance-free	730-amp, maintenance-free
Trailer Tow Wiring Harness — Standard	7-pin	7-pin
Electronic Interface Module — Optional	Over 50 inputs / outputs	Over 50 inputs / outputs

STEERING		
Type	4x2	4x4
	Power-assisted rack and pinion	Power-assisted recirculating ball

*410 hp only under 10,000-lb GVWR. 370 hp at 4,600 rpm over 10,000-lb GVWR. 366 hp at 4,500 rpm on 4500/5500 models. †Oil change indicator system will remind you when it's time to take your vehicle in for maintenance.

RAM 3500/4500/5500 CHASSIS CAB		
INTERIOR DIMENSIONS mm (in) unless otherwise specified	REGULAR CAB	CREW CAB
Headroom (front/rear)	1014 (39.9)	1041 (41.0) / 1014 (39.9)
Legroom (front/rear)	1041 (41.0)	1041 (41.0) / 1023 (40.3)
Shoulder Room (front/rear)	1676 (66.0)	1676 (66.0) / 1669 (65.7)
Hip Room (front/rear)	1599 (62.9)	1605 (63.2) / 1605.3 (63.2)
Seating Capacity (standard/available)	3/2	6/5

3500 CHASSIS CAB (DRW 4x4)			
EXTERIOR DIMENSIONS mm (in) unless otherwise specified	REGULAR CAB 1.5m (60") CA	REGULAR CAB 2.1m (84") CA	CREW CAB 1.5m (60") CA
Wheelbase	3645 (143.5)	4255 (167.5)	4379 (172.4)
Overall Length	5951 (234.3)	6561 (258.3)	6684 (263.2)
Back of Cab to Taillamp	2847 (112.1)	3456 (136.1)	2847 (112.1)
Front of Bumper to Back of Cab	3127 (123.1)	3127 (123.1)	3861 (152.0)
Overall Height (curb load), 4x4	2004 (78.9)	1999 (78.7)	2017 (79.4)
Top of Frame to Top of Cab	1219 (48.0)	1219 (48.0)	1232 (48.5)
Overall Body Width (with standard mirrors)	2464 (97.0)		
Outside of Rear Tires	2338 (92.0)		
Turning Diameter, m (ft)	14.0 (45.8)	16.0 (52.6)	16.4 (54.4)

3500 CHASSIS CAB (DRW)							
MAXIMUM WEIGHTS, PAYLOAD, TOWING* kg (lb) (when properly equipped)	REGULAR CAB 1.5m (60") CA		REGULAR CAB 2.1m (84") CA		CREW CAB 1.5m (60") CA		
	4x2	4x4	4x2	4x4	4x2	4x4	
6.4L HEMI V8 / 6-speed (DRW)	GCWR 10,909 (24,000)						
	Towing	7970 (17,570)	7865 (17,340)	7933 (17,490)	7806 (17,210)	7752 (17,090)	7630 (16,820)
	GVWR	6350 (14,000)					
	Payload	3502 (7720)	3397 (7490)	3466 (7640)	3338 (7360)	3284 (7240)	3162 (6970)
6.7L Cummins High-Output Turbo Diesel I-6 / AISIN 6-speed (DRW)	FAWR / RAWR 2495 (5500) / 4468 (9850)						
	GCWR 13,608 (30,000)						
	Towing	10,328 (22,770)	10,220 (22,530)	10,288 (22,680)	10,161 (22,400)	10,111 (22,290)	9984 (22,010)
	GVWR	6350 (14,000)					
6.7L Cummins High-Output Turbo Diesel I-6 / AISIN 6-speed (DRW)	Payload	3139 (6920)	3030 (6680)	3098 (6830)	2971 (6550)	2921 (6440)	2794 (6160)
	FAWR / RAWR 2722 (6000) / 4468 (9850)						

3500 4.491 KG (9,900 LB) CHASSIS CAB (SRW)					
MAXIMUM WEIGHTS, PAYLOAD, TOWING* kg (lb) (when properly equipped)	REGULAR CAB 1.5m (60") CA		CREW CAB 1.5m (60") CA		
	4x2	4x4	4x2	4x4	
6.4L HEMI V8 / AISIN 6-speed (SRW)	GCWR 10,886 (24,000)				
	Towing	8128 (17,570)	7865 (17,340)	7933 (17,490)	7806 (17,210)
	GVWR	4,491 (9,900)			
	Payload	1860 (4100)	1751 (3860)	1660 (3660)	1515 (3340)
6.7L Cummins High-Output Turbo Diesel I-6 / AISIN 6-speed (SRW)	FAWR / RAWR 2495 (5500) / 3084 (6800)				
	GCWR 10,886 (24,000)				
	Towing	7838 (17,280)	7802 (17,200)	7638 (16,840)	7493 (16,520)
	GVWR	4491 (9900)			
Payload	1510 (3330)	1474 (3250)	1311 (2890)	1166 (2570)	
FAWR / RAWR 2722 (6000) / 3084 (6800)					

*All dimensions shown in kg (lb). Payload and Maximum Trailer Weights are ESTIMATED values. All values are shown in kilograms (pounds) unless otherwise stated. Payload and Maximum Trailer Weight values are rounded to the nearest 10 lb. Payload = GVWR - Base Weight. GAWRs, GVWRs and GCWRs should never be exceeded. Recommended tongue weight determined by class hitch receiver and hardware limits of upfit. Upfit or Aftermarket weight not included in Base Weight. See your Ram retailer for details. For full towing and capability details, visit rambodybuilder.com. DRW - Dual Rear Wheels. SRW - Single Rear Wheels. GCWR - Gross Combined Weight Rating. GVWR - Gross Vehicle Weight Rating. FAWR - Front Axle Weight Ratio. RAWR - Rear Axle Weight Ratio.

4500 CHASSIS CAB													
MAXIMUM WEIGHTS, PAYLOAD, TOWING* kg (lb) (when properly equipped)	REGULAR CAB 1.5m (60") CA		REGULAR CAB 2.1m (84") CA		REGULAR CAB 2.7m (108") CA		REGULAR CAB 3.0m (120") CA		CREW CAB 1.5m (60") CA		CREW CAB 2.1m (84") CA		
	4x2	4x4	4x2	4x4	4x2	4x4	4x2	4x4	4x2	4x4	4x2	4x4	
6.4L HEMI V8 / 66RFE 6-speed (DRW)	GCWR 11,794 (26,000)												
	Towing	8623 (19,010)	8446 (18,620)	8550 (18,850)	8378 (18,470)	8482 (18,700)	8324 (18,350)	8419 (18,560)	8296 (18,290)	8360 (18,430)	8201 (18,080)	8296 (18,290)	8160 (17,990)
	GVWR	7484 (16,500)											
	Payload	4382 (9660)	4205 (9270)	4309 (9500)	4137 (9120)	4241 (9350)	4082 (9000)	4178 (9210)	4055 (8940)	4119 (9080)	3960 (8730)	4055 (8940)	3919 (8640)
6.7L Cummins High-Output Turbo Diesel I-6 / AISIN 6-speed (DRW)	FAWR / RAWR 2948 (6500) / 5443 (12,000)												
	GCWR 14,742 (32,500)												
	Towing	11,181 (24,650)	11,100 (24,250)	11,077 (24,240)	10,905 (24,040)	11,036 (24,330)	10,850 (23,920)	11,100 (24,250)	10,860 (23,860)	10,886 (24,000)	10,728 (23,650)	10,823 (23,860)	10,823 (23,560)
	GVWR	7484 (16,500)											
Payload	3992 (8800)	3810 (8400)	3887 (8570)	3715 (8190)	3847 (8480)	3661 (8070)	3810 (8400)	3633 (8010)	3697 (8150)	3538 (7800)	3633 (8010)	3497 (7710)	
FAWR / RAWR 3289 (7250) / 5443 (12,000)													

5500 CHASSIS CAB													
MAXIMUM WEIGHTS, PAYLOAD, TOWING* kg (lb) (when properly equipped)	REGULAR CAB 1.5m (60") CA		REGULAR CAB 2.1m (84") CA		REGULAR CAB 2.7m (108") CA		REGULAR CAB 3.0m (120") CA		CREW CAB 1.5m (60") CA		CREW CAB 2.1m (84") CA		
	4x2	4x4	4x2	4x4	4x2	4x4	4x2	4x4	4x2	4x4	4x2	4x4	
6.4L HEMI V8 / 66RFE 6-speed (DRW)	GCWR 11,794 (26,000)												
	Towing	8600 (18,960)	8432 (18,590)	8541 (18,830)	8369 (18,450)	8464 (18,660)	8305 (18,310)	8441 (18,610)	8269 (18,230)	8369 (18,450)	8197 (18,070)	8283 (18,260)	8119 (17,900)
	GVWR	8618 (19,000)	8618 (19,000)	8845 (19,500)	8845 (19,500)	8845 (19,500)	8845 (19,500)	8845 (19,500)	8845 (19,500)	8845 (19,500)	8618 (19,000)	8618 (19,000)	8845 (19,500)
	Payload	5493 (12,110)	5325 (11,740)	5661 (12,480)	5489 (12,100)	5584 (12,310)	5425 (11,960)	5561 (12,260)	5389 (11,880)	5262 (11,600)	5089 (11,220)	5402 (11,910)	5239 (11,550)
6.7L Cummins High-Output Turbo Diesel I-6 / AISIN 6-speed (DRW)	FAWR / RAWR 2948 (6500) / 6124 (13,500)												
	GCWR 17,010 (37,500)												
	Towing	13,427 (29,600)	13,236 (29,180)	13,372 (29,480)	13,177 (29,050)	13,331 (29,390)	13,114 (28,910)	13,290 (29,300)	13,077 (28,830)	13,163 (29,020)	13,005 (28,670)	13,077 (28,830)	13,046 (28,760)
	GVWR	8618 (19,000)	8618 (19,000)	8845 (19,500)	8845 (19,500)	8845 (19,500)	8845 (19,500)	8845 (19,500)	8845 (19,500)	8845 (19,500)	8618 (19,000)	8618 (19,000)	8845 (19,500)
Payload	5103 (11,250)	4912 (10,830)	5275 (11,630)	5080 (11,200)	5235 (11,540)	5017 (11,060)	5194 (11,450)	4981 (10,980)	4840 (10,670)	4681 (10,320)	4981 (10,980)	4949 (10,910)	
FAWR / RAWR 3289 (7250) / 6124 (13,500)													

4500/5500 CHASSIS CAB (DRW 4x4)						
EXTERIOR DIMENSIONS mm (in) unless otherwise specified	REGULAR CAB 1.5m (60") CA	REGULAR CAB 2.1m (84") CA	REGULAR CAB 2.7m (108") CA	REGULAR CAB 3.0m (120") CA	CREW CAB 1.5m (60") CA	CREW CAB 2.1m (84") CA
Wheelbase	3674 (144.6)	4278 (168.4)	4883 (192.2)	5194 (204.5)	4404 (173.4)	5007 (197.1)
Overall Length	5951 (234.3)	6561 (258.3)	7170 (282.3)	7475 (294.3)	6685 (263.2)	7295 (287.2)
Back of Cab to Taillamp	2822 (111.1)	3432 (135.1)	4041 (159.1)	4346 (171.1)	2822 (111.1)	3432 (135.1)
Front of Bumper to Back of Cab	3127 (123.1)	3127 (123.1)	3127 (123.1)	3127 (123.1)	3861 (152.0)	3861 (152.0)
Overall Height (curb load), 4x4	2042 (80.4)	2035 (80.1)	2030 (79.9)	2034 (80.1)	2054 (80.9)	2048 (80.6)
Top of Frame to Top of Cab	1217 (47.9)	1217 (47.9)	1217 (47.9)	1217 (47.9)	1227 (48.3)	1227 (48.3)
Overall Body Width (with standard mirrors)	2461 (97.0)		2464 (97.0)		2464 (97.0)	
Outside of Rear Tires	2362 (93.0)		2362 (93.0)		2362 (93.0)	
Turning Diameter, m (ft)	12.7 (41.7)	14.6 (47.9)	16.4 (54.1)	17.4 (57.2)	15.0 (49.2)	16.9 (55.7)

*All dimensions shown in kg (lb). Payload and Maximum Trailer Weights are ESTIMATED values. All values are shown in kilograms (pounds) unless otherwise stated. Payload and Maximum Trailer Weight values are rounded to the nearest 10 lb. Payload = GVWR - Base Weight. GAWRs, GVWRs and GCWRs should never be exceeded. Recommended tongue weight determined by class hitch receiver and hardware limits of upfit. Upfit or Aftermarket weight not included in Base Weight. See your Ram retailer for details. For full towing and capability details, visit rambodybuilder.com. DRW - Dual Rear Wheels. SRW - Single Rear Wheels. GCWR - Gross Combined Weight Rating. GVWR - Gross Vehicle Weight Rating. FAWR - Front Axle Weight Ratio. RAWR - Rear Axle Weight Ratio.

RAM PROMASTER CITY™ — FEATURES

CARGO VAN ST

POWERTRAIN

- 2.4L Tigershark® MultiAir® I-4 with 9-speed automatic

STANDARD EQUIPMENT

INTERIOR AMENITIES

- Air conditioning
- Cloth front bucket seats
- Front black vinyl floor covering
- Front overhead storage bin
- Locking glove box
- Map, courtesy and cargo area lamps
- Media hub with USB port and auxiliary input jack
- Power door locks
- Power front windows, one-touch up and down
- Tilt/telescoping steering wheel
- Trip computer
- Two 12-volt auxiliary power outlets
- Uconnect® 3.0 multimedia centre with four speakers

EXTERIOR FEATURES

- 16-inch steel wheels
- 180-degree-opening 60/40-split rear hinged doors with no glass
- 215/55R16XL BSW all-season tires
- Black front/rear fascia
- Black mirrors, manual folding
- Black side mouldings
- Right and left sliding doors with no glass

SAFETY & SECURITY

- 7 air bags²⁴ including: advanced multistage driver and front-passenger, supplemental front-seat-mounted side, supplemental front/rear side-curtain and driver's knee blocker
- Electronic Stability Control¹⁹ (ESC) with Hill Start Assist, Brake-Lock Differential, All-Speed Traction Control, Trailer Sway Control and Electronic Roll Mitigation
- Four-wheel antilock brakes with Brake Assist
- Remote keyless entry
- Tire pressure monitoring warning lamp

CAPABILITY & FUNCTIONALITY

- 6l-litre fuel tank
- 160-amp alternator
- 700-amp maintenance-free battery
- Engine block heater
- Front/rear stabilizer bars
- Suspension with heavy-duty stabilization

CARGO VAN SLT

ENHANCEMENTS vs. CARGO VAN ST

- 16-inch Black steel wheels with covers
- Body-colour exterior mirrors
- Body-colour front/rear fascia
- Cruise control
- Driver's height-adjustable seat with armrest
- Hands-free communication with Bluetooth® streaming audio⁶
- Leather-wrapped steering wheel with audio controls
- Manual driver lumbar adjust
- Power heated mirrors, manual folding
- Premium cloth front bucket seats
- Uconnect 5.0 multimedia centre with 5-inch touchscreen

WAGON ST

POWERTRAIN

- 2.4L Tigershark MultiAir I-4 with 9-speed automatic

STANDARD EQUIPMENT

INTERIOR AMENITIES

- Air conditioning
- Cloth seats
- Five-passenger seating with 60/40 split fold-and-tumble rear seat
- Front overhead storage bin
- Locking glove box
- Map, courtesy and cargo area lamps
- Media hub with USB port and auxiliary input jack
- Power door locks
- Power front windows, one-touch up and down
- Rear compartment assist handles
- Tilt/telescoping steering column
- Trip computer
- Two 12-volt auxiliary power outlets
- Uconnect 3.0 multimedia centre with four speakers

EXTERIOR FEATURES

- 16-inch steel wheels
- 180-degree-opening rear hinged doors with tinted glass
- 215/55R16XL BSW all-season tires
- Black front/rear fascia
- Black mirrors, manual folding
- Black side mouldings
- Right and left sliding doors with vented tinted glass

SAFETY & SECURITY

- 7 air bags²⁴ including: advanced multistage driver and front-passenger, supplemental front-seat-mounted side, supplemental front/rear side-curtain and driver's knee blocker
- Electronic Stability Control¹⁹ (ESC) with Hill Start Assist, Brake-Lock Differential,
- All-Speed Traction Control, Trailer Sway Control and Electronic Roll Mitigation
- Four-wheel antilock brakes with Brake Assist
- Remote keyless entry
- Tire pressure monitoring warning lamp

CAPABILITY & FUNCTIONALITY

- 6l-litre fuel tank
- 160-amp alternator
- 700-amp maintenance-free battery
- Engine block heater
- Front/rear stabilizer bars
- Heavy-duty suspension

WAGON SLT

ENHANCEMENTS vs. WAGON ST

- 16-inch Black steel wheels with covers
- Body-colour exterior mirrors
- Body-colour front/rear fascia
- Cruise control
- Driver's height-adjustable seat with armrest
- Hands-free communication with Bluetooth streaming audio⁶
- Leather-wrapped steering wheel with audio controls
- Manual driver lumbar adjust
- Power heated mirrors, manual folding
- Premium cloth seats
- Sunscreen glass
- Uconnect 5.0 multimedia centre with 5-inch touchscreen

CARGO VAN / WAGON

OPTIONAL EQUIPMENT

- 16-inch Black Steel Wheels with Covers (Cargo Van and Wagon ST)
- Cargo Partition Package with Window (Cargo Van)
- Cargo Partition Package without Window (Cargo Van)
- Cruise Control (Cargo Van and Wagon ST)
- Deep-tint Sunscreen Glass (Cargo Van ST and SLT; Wagon ST)
- Lights and Wheels Group (Cargo Van and Wagon SLT)
- Popular Equipment Group (Wagon SLT)
- Rear Back-Up Camera Group¹²
- Rear Hinged Doors with Tinted Glass (Cargo Van)
- Rear Wiper/Washer/Defroster Group (Cargo Van)
- Right and Left Sliding and Rear Hinged Doors with Tinted Glass (Cargo Van)
- Roof Cargo Management Group
- SiriusXM Satellite Radio with One-year Subscription¹⁸
- Uconnect 5.0 Multimedia Centre (Cargo Van and Wagon ST)
- Uconnect 5.0 Multimedia Centre with Navigation¹⁷

PACKAGE DETAILS

CARGO PARTITION GROUP WITH WINDOW

- Rear wall trim

CARGO PARTITION GROUP WITHOUT WINDOW

- Rear wall trim

LIGHTS AND WHEELS GROUP

- 16-inch aluminum wheels
- Fog lamps

POPULAR EQUIPMENT GROUP

- 6 speakers
- Heated front seats
- Second-row power windows

REAR BACK-UP CAMERA GROUP¹²

- Park-Sense® Rear Park Assist¹²
- ParkView® Rear Back-Up Camera¹²

REAR WIPER/WASHER/DEFROSTER GROUP

- Rear window defroster
- Rear window wiper/washer

ROOF CARGO MANAGEMENT GROUP

- Side roof rails

RAM PROMASTER CITY™ — SPECIFICATIONS

POWERTRAIN

ENGINE	TRANSMISSION	HORSEPOWER	TORQUE (LB-FT)
2.4L Tigershark® MultiAir® I-4	9-speed automatic	178	174

RAM PROMASTER CITY	CARGO VAN		WAGON	
	ST	SLT	ST	SLT
EXTERIOR DIMENSIONS, mm (in) (unless noted otherwise)				
Wheelbase	3109 (122.4)	3109 (122.4)	3109 (122.4)	3109 (122.4)
Overall Length	4763 (187.5)	4763 (187.5)	4763 (187.5)	4763 (187.5)
Overall Body Width	1831 (72.1)	1831 (72.1)	1831 (72.1)	1831 (72.1)
Overall Roof Height	1880 (74.0)	1880 (74.0)	1880 (74.0)	1880 (74.0)
Turning Diameter, m (ft)	13 (42)	13 (42)	13 (42)	13 (42)
INTERIOR DIMENSIONS, mm (in)				
Vertical Interior Height	1316 (51.8)	1316 (51.8)	1199 (47.2)	1199 (47.2)
Cargo Width at Wheel Well	1229 (48.4)	1229 (48.4)	1229 (48.4)	1229 (48.4)
Cargo Width at Side Panel	1534 (60.4)	1534 (60.4)	1191 (46.9)	1191 (46.9)
Maximum Load Floor Length	2215 (87.2)	2215 (87.2)	1746 (68.7)	1746 (68.7)
CAPABILITY HIGHLIGHTS, kg (lb)				
Payload	862 (1900)	862 (1900)	777 (1713)	777 (1713)
Towing	907 (2000)	907 (2000)	892 (1867)	892 (1867)
GVWR	2447 (5395)	2447 (5395)	2447 (5395)	2447 (5395)
GCWR	2676 (5900)	2676 (5900)	2676 (5900)	2676 (5900)
VOLUMES & CAPACITIES				
Seating Capacity	2	2	5	5
Maximum Cargo Volume, L (cu ft)	3729 (131.7)	3729 (131.7)	2880 (101.7)	2880 (101.7)
Fuel Tank Capacity, L (imperial gallon)	61 (13)	61 (13)	61 (13)	61 (13)

RAM PROMASTER™ — FEATURES

PROMASTER

POWERTRAIN

- 3.0L EcoDiesel I-4 with 6-speed automated manual¹
- 3.6L Pentastar™ Variable Valve Timing (VVT) V6 with 6-speed automatic

STANDARD EQUIPMENT

INTERIOR AMENITIES

- 12-volt auxiliary power outlet
- Air conditioning
- Cargo area lamp (Cargo and Window Vans)
- Cloth bucket seats
- Media Centre:
 - AM/FM/MP3 radio with 4 speakers
 - Media hub
 - Remote USB port for charging
- Power door locks and front windows with one-touch down
- Telescoping steering column
- Trip computer

EXTERIOR FEATURES

- Dark grey grille and front fascia
- Dark grey rear bumper (Cargo and Window Vans)
- Extended mirrors, manual folding — Vehicle width of 96 inches (Chassis Cab and Cutaway models)
- Manual folding mirrors
- Wheels and Tires:
 - 16-inch steel wheels
 - 225/75R16C BSW all-season tires (1500 models)
 - LT225/75R16E BSW all-season tires (2500 and 3500 models)

SAFETY & SECURITY

- Air Bags²⁴:
 - Advanced multistage driver and front-passenger
 - Supplemental front-seat-mounted side
 - Supplemental side-curtain front
- Electronic Stability Control³ with Hill Start Assist, Brake Assist, Brake-Lock Differential, Trailer Sway Control, Drift Compensation, Electronic Roll Mitigation and All-Speed Traction Control
- Four-wheel disc antilock heavy-duty brakes (2500 and 3500 models)
- Four-wheel disc antilock power brakes (1500 models)
- Full-size spare tire
- Remote keyless entry
- Tire pressure monitoring display

CAPABILITY & FUNCTIONALITY

- 90.8-litre fuel tank
- 95-amp battery (gas engine)
- 100-amp battery (diesel engine)
- 180-amp alternator (Cargo and Window Vans)
- 220-amp alternator (Chassis Cab and Cutaway models; packaged with diesel on Cargo and Window Vans)
- 260-degree-opening rear hinged doors
- Heavy-duty suspension (2500 and 3500 Cargo Van, Chassis Cab and Cutaway models)
- Light-duty suspension (1500 Cargo Van, 118-inch wheelbase)
- Medium-duty suspension (1500 Cargo Van, 136-inch wheelbase)
- Rear stabilizer bar (2500 and 3500, Cargo Van, Chassis Cab and Cutaway models)
- Touring suspension (Window Van)

SELECT OPTIONAL EQUIPMENT

- 2 Additional Key Fobs
- 12-volt Rear Auxiliary Power Outlet (Cargo and Window Vans)
- 16-inch Aluminum Wheels
- 16-inch Steel Wheels with Covers
- 220-amp Alternator (Cargo Van with V6 engine)
- Air Conditioning Delete
- Ambulance Prep Group (3500 Cargo Vans)
- Auxiliary Battery Prep
- Auxiliary Upfitter Switches
- Cargo Convenience Group (Cargo and Window Vans)
- Cargo Partition with Sliding Window (Cargo Van)
- Cargo Partition without Window (Cargo Van)
- Cruise Control
- DOT-certified Roadside Safety Kit
- Driver Suspension Seat
- Driver Swivel Seat
- Electronic Parking Brake (diesel)
- Front Mud Flaps (Chassis Cab and Cutaway models)
- Front/Rear Mud Flaps (Cargo and Window Vans)
- GPS Navigation¹⁷
- Heated Driver Seat
- Heated Passenger Seat
- Interior Convenience Group
- Leather-wrapped Steering Wheel
- Left Sliding Door with Fixed Glass (Cargo Van; N/A on 1500 with 118-inch wheelbase)
- Left Sliding Door without Glass (Cargo Van; N/A on 1500 with 118-inch wheelbase)
- Lower Side-wall Panelling (Cargo Van)
- Manual Driver and Passenger Lumbar Adjust
- Manual Driver Lumbar Adjust
- Mopar® Cargo Area LED Lighting (Cargo and Window Vans)
- Mopar Heater Washer Solvent Kit
- Mopar Premium Floor Mats
- Mopar Rear Assist Handle — B-pillar (Cargo and Window Vans)
- Mopar Spray-on Floor Liner (Cargo and Window Vans)
- Park-Sense® Rear Park Assist¹² (Cargo and Window Vans)
- ParkView® Rear Back-Up Camera¹² (Cargo and Window Vans)
- Passenger Double Seat (Cargo Van and Chassis Cab models)
- Passenger Swivel Seat
- Power Folding, Heated Mirrors (Cargo and Window Vans)
- Premium Appearance Group
- Rear Auxiliary Heater and Air Conditioning Prep
- Rear Hinged Doors with Fixed Glass (Cargo Van)
- Rear Speaker Wiring Prep
- Rear Window Defroster (Cargo and Window Vans)
- Right Sliding Door with Fixed Glass (Cargo Van)
- Security Alarm
- SiriusXM Satellite Radio with One-year Subscription⁸
- Suspension — Heavy-duty (Window Van)
- Suspension — High Centre of Gravity (3500 only)
- Tire Sealant and Air Compressor
- Uconnect 5.0 Multimedia Centre
- Vinyl Bucket Seats
- Wood Floor (Cargo and Window Vans)

PACKAGE DETAILS

AMBULANCE PREP GROUP (3.6L ENGINE)

- 12-volt auxiliary power outlet
- 220-amp alternator
- Cruise control
- Rear auxiliary heater and air conditioning prep
- Right sliding door and rear hinged door with glass
- Upfit interface connectors
- Wood floor

CARGO CONVENIENCE GROUP (CARGO AND WINDOW VANS)

- Cargo net
- Side-wall cargo tie-down rings

CARGO PARTITION WITHOUT WINDOW

- Delete rearview mirror

INTERIOR CONVENIENCE GROUP

- Locking glove box
- Shelf above roof trim
- Underseat storage tray
- Windshield document holder

PREMIUM APPEARANCE GROUP

- Chrome grille
- Fog lamps

TRAILER TOW GROUP

- 4- and 7-pin wiring harness
- Class V hitch receiver

RAM PROMASTER™ — SPECIFICATIONS

POWERTRAIN

ENGINE	TRANSMISSION	HORSEPOWER	TORQUE (LB-FT)
3.6L Pentastar™ VVT V6	6-speed automatic	280	260
3.0L EcoDiesel I-4 ¹	6-speed automated manual	174	295

RAM PROMASTER	CARGO VAN						WINDOW VAN		CHASSIS CAB/CUTAWAY		
	1500	2500	3500	2500	3500	2500	3500	2500	3500		

DIMENSIONS*

Wheelbase, mm (in)	2997 (118)	3454 (136)	3454 (136)	3454 (136)	4039 (159)	4039 (159)	4039 (159 Extended)	4039 (159)	4039 (159 Extended)	3454 (136)	4039 (159)	4039 (159 Extended)
Roof Type	Standard	Standard	High	High	High	High	High	Standard	Standard	Standard	Standard	Standard

CAPABILITY HIGHLIGHTS, kg (lb)*

Payload, maximum	1810 (3990)	1760 (3880)	1706 (3760)	1869 (4120)	1819 (4010)	2005 (4420)	1969 (4340)	1783 (3930)	1941 (4280)	2123 (4680)/2150 (4740)	2327 (5130)/2359 (5200)	2313 (5100)/2336 (5150)
Towing, maximum	2313 (5100)											
GCWR, maximum (diesel ¹ / gas)	5670 (12,500) / 5216 (11,500)											
GVWR, maximum	3878 (8550)	3878 (8550)	3878 (8550)	4037 (8900)	4037 (8900)	4241 (9350)	4241 (9350)	4037 (8900)	4241 (9350)	4037 (8900)	4241 (9350)	4241 (9350)

EXTERIOR, mm (in)*

Overall Length	4953 (195)	5410 (213)	5410 (213)	5410 (213)	5994 (236)	5994 (236)	6350 (250)	5994 (236)	6350 (250)	5258 (207)	5842 (230)	6198 (244)
Overall Body Width	2050 (80.7)											
Overall Roof Height	2311 (91)	2311 (91)	2565 (101)	2565 (101)	2565 (101)	2565 (101)	2565 (101)	2565 (101)	2565 (101)	2311 (91)	2311 (91)	2311 (91)
Turning Diameter, m (ft)	11.1 (36.3)	12.4 (40.7)	12.4 (40.7)	12.4 (40.7)	14.3 (46.8)	14.3 (46.8)	14.3 (46.8)	14.3 (46.8)	14.3 (46.8)	12.4 (40.7)	14.3 (46.8)	14.3 (46.8)
Overall Maximum Allowable Upfit Length	—	—	—	—	—	—	—	—	—	6299 (248)	6477 (255)	7391 (291)
Cab-to-Rear Axle	—	—	—	—	—	—	—	—	—	2057 (81)	2642 (104)	2642 (104)
Outside Frame Width	—	—	—	—	—	—	—	—	—	1321 (52)	1321 (52)	1321 (52)
Frame Height	—	—	—	—	—	—	—	—	—	648 (25.5)	648 (25.5)	648 (25.5)

INTERIOR, mm (in)*

Vertical Interior Height	1651 (65)	1651 (65)	1930 (76)	1930 (76)	1930 (76)	1930 (76)	1930 (76)	1930 (76)	1930 (76)	—	—	—
Cargo Width at Wheel Well	1422 (56)	1422 (56)	1422 (56)	1422 (56)	1422 (56)	1422 (56)	1422 (56)	1422 (56)	1422 (56)	—	—	—
Cargo Width at Side Panel	1562 (61.5)	1562 (61.5)	1562 (61.5)	1562 (61.5)	1562 (61.5)	1562 (61.5)	1562 (61.5)	1562 (61.5)	1562 (61.5)	—	—	—
Overall Load Floor Length	2667 (105)	3124 (123)	3124 (123)	3124 (123)	3708 (146)	3708 (146)	4064 (160)	3709 (146)	4064 (160)	—	—	—

VOLUMES & CAPACITIES*

Seating Capacity	2 / 3	2 / 3	2 / 3	2 / 3 ¹	2 / 3 ¹	2 / 3	2 / 3	2	2	2 / 3 ¹	2 / 3 ¹	2 / 3 ¹
Interior Cargo Volume, L (cu ft)	7340 (259.2)	8600 (303.7)	9993 (352.9)	9993 (352.9)	11,899 (420.2)	11,899 (420.2)	13,108 (462.9)	11,899 (420.2)	13,108 (462.9)	—	—	—
Fuel Tank Capacity, L (gallon)	90.9 (20)											

¹Late availability on Chassis Cab/Cutaway models. *Visit rambodybuilder.com for the latest information. ¹Not available on Window or Cutaway vans. GCWR – Gross Combined Weight Rating. GVWR – Gross Vehicle Weight Rating.

¹Late availability on Chassis Cab/Cutaway models.



CANADA FLEET OPERATIONS

RAMTRUCK.CA 800-361-3700

FLEET.FCACANADA.CA 800-463-3600

Ram is a registered trademark of FCA US LLC.
Form No. 52016C590E / Printed in Canada.