



2017



2500/3500

# CANADA'S LONGEST-LASTING HEAVY-DUTY DIESEL PICKUPS.<sup>1\*</sup>



## WHAT COUNTS: QUALITY, DURABILITY AND CLASS-EXCLUSIVE ADVANTAGES.

We know what drives the Ram owner: the demand for uncompromising capability, quality measured over kilometres and years, and a sense of style that compels road-commanding comfort and head-turning attention. Ram Heavy Duty puts it all together so well, we've earned the best honours of all: Ram Heavy Duty is part of **Canada's fastest-growing line of pickups<sup>2</sup>** and rules as **Canada's longest-lasting heavy-duty diesel pickup.<sup>1</sup>**

Leadership is evident across the Ram Heavy Duty lineup, with best-in-class advantages, a proven reputation for durability, and a long list of segment-exclusive features such as the Auto-Level Rear Air Suspension System and the RamBox<sup>®</sup> Cargo Management System.<sup>3</sup>

What truly counts in the demanding heavy-duty segment is proven durability backed with unquestionable capability. The numbers speak for themselves: a 2017 Ram 3500 powered by the legendary 6.7L Cummins<sup>®</sup> High-Output Turbo Diesel owns a wealth of impressive figures that offer all the capability you need. Count on outstanding towing and GCWR, ultra-competent payload, and no-nonsense torque. Now top those off with **best-in-class recommended diesel oil change intervals<sup>4</sup> up to 24,000 kilometres** and a "smart" diesel exhaust brake. When equipped with the available 6.4L HEMI<sup>®</sup> V8, you can count on **best-in-class 410 gas horsepower<sup>5</sup>**. Ram 4x4 capability measures up as **Canada's most capable full-size off-road pickup<sup>3</sup>**—in the mighty redesigned Ram 2500 Power Wagon.<sup>6</sup>

As **Canada's most durable heavy-duty diesel pickups<sup>6</sup>**, it's clear that this brand is growing because no one can match what we do. For more information, visit us anytime at [RAMTRUCK.CA](http://RAMTRUCK.CA)

**BRUTAL TESTING PAYS OFF BIG.** Exceptional durability doesn't happen by chance. In fact, it's quite the opposite: testing your Ram Heavy Duty to the limit involves everything from four-corner shaking machines to grindingly difficult boulder-strewn test tracks. The fact is, we subjected Ram Heavy Duty to challenges far greater than you'll ever attempt.

So while you may never put your pickup through the same conditions, it's good to know your Ram is designed to survive the test if it comes to it. Our commitment to quality and durability is proven beyond doubt: your Ram is built for the long run.

### CANADA'S LONGEST-LASTING HEAVY-DUTY DIESEL PICKUPS:

**PERCENTAGE, BY BRAND, OF ALL HEAVY-DUTY DIESEL PICKUPS SOLD OVER THE PAST 23 YEARS THAT ARE STILL ON THE ROAD TODAY:**

RAM	85%
GMC	83%
CHEVY	79%
FORD	69%



**"IT'S AS REAL WORLD AS IT GETS."** This direct quote is from the originator of the Canadian Truck King Challenge—a two-day competition that tests pickups on some of the most rigorous and demanding courses a truck could face. Measuring performance and fuel consumption over 4,000 kilometres with empty runs, loaded beds, and while towing, the Ram 2500 powered by the 6.7L Cummins Turbo Diesel was the 2016 3/4-ton pickup winner, earning the best average score over 20 different categories. From brute towing strength to impressive fuel economy and refined interior comfort, Ram Heavy Duty 2500 rightfully earned its top spot in the 3/4-ton category.

From left: Ram SLT with SLT Plus Décor Group shown in Bright Silver Metallic, Ram Laramie<sup>®</sup> with Sport Appearance Group shown in Bright White, Ram Laramie Limited shown in Granite Crystal Metallic and Ram Power Wagon<sup>®</sup> shown in Flame Red with RamBox<sup>®</sup> Cargo Management System.



6.4L HEMI<sup>®</sup> V8



LEGENDARY 6.7L CUMMINS<sup>®</sup> TURBO DIESEL



AUTO-LEVEL REAR AIR SUSPENSION SYSTEM<sup>3</sup>



MULTILINK COIL SPRING REAR SUSPENSION<sup>3</sup>



RAMBOX CARGO MANAGEMENT SYSTEM<sup>3</sup>



IN-FLOOR STORAGE BINS (CREW CAB)<sup>3</sup>

\*All disclaimers and disclosures can be found on the back cover.



# RAM HEAVY DUTY. THIS IS LEGENDARY CAPABILITY AT WORK.



**RAM 2500 OUTDOORSMAN**

Shown in Granite Crystal Metallic with optional monotone exterior paint.



**RAM LARAMIE**

Shown in Brilliant Black Crystal Pearl.



**RAM 2500 POWER WAGON**

Shown in Flame Red.



**RAM LARAMIE LIMITED**

Shown in Brilliant Black Crystal Pearl.

**FROM THE MOMENT YOU SEE IT, YOU KNOW IT: THIS IS A RAM.** Every Ram stands out with distinction, offering intelligently designed interiors and sharp exteriors instantly recognizable by impressive grilles and unique fascia treatments. Outdoorsman makes the point with its classic body-colour crosshair grille and its choice of Black lower two-tone or body-colour monotone paint.

The refinement of Laramie is unmistakable from the get-go. Here's where chrome comes into play, with a chrome grille with hex-perforated chrome inserts in your choice of Bright Silver Metallic lower two-tone or monotone paint. Your own style is singular and Laramie is one sophisticated package that further defines you. Inside and out, this is eye-catching design and head-turning style at their best.

As Canada's most capable full-size off-road pickup,<sup>3</sup> Power Wagon stands above. This bold new design offers a Black grille with Billet Silver "RAM" badge, Black front fascia and bumper, Black lower two-tone paint, and an in-their-face Ram identity, all further amplified by the standard 5,443 kg (12,000 lb)-capacity standard front WARN® winch.

While every Ram offers a uniquely characteristic interior, the Laramie Limited shines with a premium leather all-Black interior. The exterior matches it, with its monochromatic paint finish, chrome billet port grille with pronounced "RAM" badge, Bright Chrome "RAM" tailgate treatment and convenient chrome wheel-to-wheel side steps on Single-Rear-Wheel models.



UP TO **385** HORSE-POWER

UP TO **900** LB-FT OF TORQUE

Laramie® Limited shown in Brilliant Black Crystal Pearl. Properly secure all cargo.

# LEGENDARY CAPABILITY, PROVEN DURABILITY.

**CUMMINS® AND RAM: WINNING TEAMWORK GIVES YOU CANADA'S MOST DURABLE HEAVY-DUTY DIESEL PICKUPS<sup>6</sup>--AND CANADA'S BEST-SELLING HEAVY-DUTY DIESEL ENGINE<sup>7</sup>** (based on the past 6 years of registrations). Over time, the proven Cummins Turbo Diesel engines have powered millions of Ram trucks. The 6.7L Cummins Turbo Diesel I-6 delivers massive torque, outstanding towing and GCWR, with best-in-class recommended oil change intervals up to 24,000 km.<sup>4</sup>

The Cummins engine features a conveniently located Diesel Exhaust Fluid (DEF) System that enhances fuel economy, plus the standard "smart" diesel exhaust brake that helps control the descent of your pickup by maintaining smooth braking on a slope. With its class-exclusive Ram Active Air™ technology<sup>3</sup> automatically ensuring optimal air intake and engine performance in all temperatures, payload or grades, the Cummins comes out on top.

**PURE POWER: THE HEAVY-DUTY AISIN.<sup>®</sup>** Available on Ram 3500 models, the AS69RC 6-speed AISIN heavy-duty automatic has a massive 322-mm torque converter and delivers 900 lb-ft of torque with sophisticated driver-adaptive shifting and optimized gear ratios.

**IT'S BEST TO CONSULT THE MANUAL.** Ram Heavy Duty also gives you the available class-exclusive G56 6-speed manual transmission,<sup>3</sup> which delivers operator control along with optimal fuel economy.

**THIS STANDARD DELIVERS PREMIUM PERFORMANCE.** 68RFE 6-speed automatic, a transmission that's proven itself through years of service.



# MILLION MILE CLUB

An engine so outstanding it has its own club. The Cummins Million Mile Club honours owners with a million miles of service. No wonder why Ram is the fastest-growing truck brand in Canada.<sup>2</sup>

## THE 6.7L CUMMINS TURBO DIESEL I-6 PORTFOLIO

**385** HORSEPOWER **900** LB-FT OF TORQUE

CUMMINS HIGH-OUTPUT TURBO DIESEL WITH AS69RC 6-SPEED AISIN AUTOMATIC TRANSMISSION (3500)

**370** HORSEPOWER **800** LB-FT OF TORQUE

CUMMINS TURBO DIESEL WITH 68RFE 6-SPEED AUTOMATIC TRANSMISSION (2500 / 3500)

**350** HORSEPOWER **660** LB-FT OF TORQUE

CUMMINS TURBO DIESEL WITH G56 6-SPEED MANUAL TRANSMISSION (2500 / 3500)

**5YR/160,000KM<sup>8</sup>**  
DIESEL POWERTRAIN LIMITED WARRANTY

**3YR/290,000KM<sup>8</sup>**  
AISIN<sup>®</sup> TRANSMISSION WARRANTY

# PUT THE POWER OF HEMI® TO WORK.

## 6.4L HEMI VVT V8

**410 HORSEPOWER 429 LB-FT OF TORQUE**

6.4L HEMI V8 WITH 66RFE 6-SPEED AUTOMATIC TRANSMISSION  
(370 HORSEPOWER ON 3500 MEGA CAB® MODELS)



**THE LARGEST DISPLACEMENT GAS V8 IN ITS CLASS<sup>3</sup> DELIVERS BEST-IN-CLASS GAS ENGINE HORSEPOWER.<sup>5</sup>**

When gas is the preferred fuel, the best-in-class gas horsepower<sup>5</sup> from the 6.4L HEMI V8 with FuelSaver/Multi-Displacement System (MDS) technology is ready for the toughest jobs.

Fuel efficiency is enhanced through advanced technologies. These include individual Cylinder Fuel Control, a cooled Exhaust Gas Recirculation (EGR) System, a heavy-duty cooling system and standard MDS technology, which seamlessly shuts off four of the eight cylinders at highway speeds.

Compelling payload figures vault Ram Heavy Duty to top-tier consideration. The available 6.4L HEMI V8 in Ram 3500 delivers an impressive payload rating of up to 3,352 kg (7,390 lb).

**PROVEN PARTNER.** The 6.4L HEMI V8 is mated to the sophisticated, multirange and electronically operated 66RFE 6-speed automatic transmission. Offering full electronic control for up- and downshifting, it optimizes all gear ratios for responsive performance and features an independent lubrication cooler that ensures ample pressures under all driving conditions.

**5YR/100,000KM<sup>8</sup>**  
GAS POWERTRAIN LIMITED WARRANTY

## 5.7L HEMI VVT V8

**383 HORSEPOWER 400 LB-FT OF TORQUE**

5.7L HEMI V8 WITH 66RFE AUTOMATIC TRANSMISSION

**LEGENDARY PERFORMANCE FROM CANADA'S BEST-SELLING V8 ENGINE<sup>9</sup>** (based on the past 6 years of registrations). The standard 5.7L HEMI V8 powerhouse offers all the capability you need, churning out 383 horsepower and 400 lb-ft of torque—putting pure strength at your service.

Variable Valve Timing (VVT) opens and closes valves with exact precision; the technology ensures peak performance and increased torque—exactly what's needed for confident towing and hauling. Along with VVT, interactive Deceleration Fuel Shut-Off (iDFSO) ceases the fuel flow during deceleration to help enhance fuel efficiency, and with no noticeable change in operation. This fuel-saving feature is especially valuable in cities and stop-and-go traffic.

This powerhouse is further enhanced with a heavy-duty engine cooling system, ideal technology for the everyday tasks these pickups were built to accomplish.

**BEYOND EXPECTATIONS.** In Ram Heavy Duty, the 5.7L HEMI V8 is mated to the tough-as-nails 66RFE 6-speed automatic transmission. This creates a powertrain designed to exceed the typical demands for towing and hauling.

SLT shown in Brilliant Black Crystal Pearl. ▶



UP TO **410** HORSE-POWER

**429** LB-FT OF TORQUE

Properly secure all cargo.

# 31,210 LB (14,157 KG) PURE TOWING STRENGTH

## RAM 2500 CAPABILITY

MAX TOWING  
**17,980 LB (8,156 KG)**

MAX GCWR  
**25,300 LB (11,476 KG)**

## RAM 3500 CAPABILITY

MAX TOWING  
**31,210 LB (14,157 KG)**

MAX GCWR  
**39,100 LB (17,736 KG)**



FOR FULL SPECIFICATIONS, VISIT [RAMBODYBUILDER.COM](http://RAMBODYBUILDER.COM)

# RAM. HOW YOU MASTER EVERY TOW.

**RAM HEAVY DUTY PICKUPS ARE BORN AND BRED TO TOW.** Ram's jaw-dropping towing capability starts with a standard Class V hitch receiver rated up to 8,165 kg (18,000 lb), large antilock disc brakes and a heavy-duty engine cooling system. Pulling power is exactly what you need: a Ram 3500 equipped with the available 6.7L Cummins® I-6 tows up to 14,157 kg (31,210 lb); a similarly equipped Ram 2500 tows up to 8,156 kg (17,980 lb). With the available 6.4L HEMI® V8, Ram 2500 delivers best-in-class gas towing up to 7,403 kg (16,320 lb).<sup>10</sup>

**MAX OUT YOUR GROSS COMBINED WEIGHT RATING (GCWR).** Ram Heavy Duty leaves no doubt who's in charge around here—and it's why you can count on Ram to accomplish the toughest jobs without flinching. The Ram Heavy Duty maximum GCWR numbers measure up completely. On Ram 3500 models, GCWR reaches 17,736 kg (39,100 lb). The numbers behind Ram 2500 are equally as formidable: these 3/4-ton GCWR figures are rated up to a no-nonsense 11,476 kg (25,300 lb).



**INSTALLED RIGHT AT THE FACTORY: FIFTH-WHEEL/GOOSENECK PREP GROUP AND HITCH KITS.** Ram comes ready to tow with an available Fifth-Wheel/Gooseneck Prep Group with a rear structural crossmember and four reinforced tie-down loops fully integrated into the box floor.

Available factory-installed Mopar® fifth-wheel hitch kits with up to 25,000-lb Gross Trailer Weight capacity deliver easy operation and confident towing capability.

**INSTRUMENT PANEL-MOUNTED SWITCHBANK.** Manage towing with ease. At your service are standard and available controls for numerous features. Included among them: the Electronic Stability Control (ESC) System,<sup>11</sup> the Electronic Trailer Brake Controller, the “smart” diesel exhaust brake and the class-exclusive Auto-Level Rear Air Suspension.<sup>2</sup> Add-ons to further enhance overall capability are anticipated, so the switchbank features additional auxiliary switches to configure future electrical connections or custom upfits.

**SEVEN-PIN TRAILER CONNECTOR.** Smart and factory-installed trailer-connecting technology is standard on every Ram Heavy Duty, starting with the bumper-mounted 4-/7-pin connector that lets you connect with virtually all trailers.

**FRAMES THAT ARE EASY ON THE RIDE AND TOUGH ON THE COMPETITION.** Ram 2500/3500 models ride on 50,000-psi high-strength steel frames with eight crossmembers; a rear axle crossmember stabilizes the truck to maximize towing.

**BUILT-IN TOW/HAUL MODE.** Ram Heavy Duty trucks are specifically engineered with a Tow/Haul Mode that features a more aggressive downshift schedule to easily meet hauling demands. The feature works seamlessly with the available “smart” diesel exhaust brake.

**“SMART” DIESEL EXHAUST BRAKE.** Standard on every Cummins Turbo Diesel powerplant and engineered to precise specifications, the “smart” diesel exhaust brake is an indispensable addition for maintaining control when towing or hauling heavy loads, and is particularly helpful when controlling the speed on a downward slope. Working much like a cruise control system, the engine brake uses a variable nozzle on the turbo to enable and maintain smooth and far less aggressive braking; vehicle stability is enhanced, and wear on the disc brakes is reduced.

**PARKVIEW® REAR BACK-UP CAMERA<sup>12</sup>** makes approaching loading docks and trailer hitches a breeze. The Radio 3.0 multimedia centre displays the camera image in the rearview mirror; the Uconnect® 5.0 and 8.4 multimedia centres display the camera image on the touchscreen and add dynamic grid lines. The View-at-Speed function on Uconnect 8.4 multimedia centres can be activated at the touch of a button and allows for convenient monitoring of the rear for confident towing and hauling—at rest or while driving.

**CARGO VIEW CAMERA.** Using a fifth-wheel or gooseneck hitch? A Ram Heavy Duty equipped with the CHMSL-mounted Cargo View Camera enables easy hookups by offering a clear view of the pickup bed. Even better: on trucks equipped with the Cargo View Camera and the ParkView Rear Back-Up Camera,<sup>12</sup> you can toggle between the two images. Working with Ram means you can always keep an eye on your trailer and cargo.



<sup>10</sup> Laramie® Limited shown in Brilliant Black Crystal Pearl.

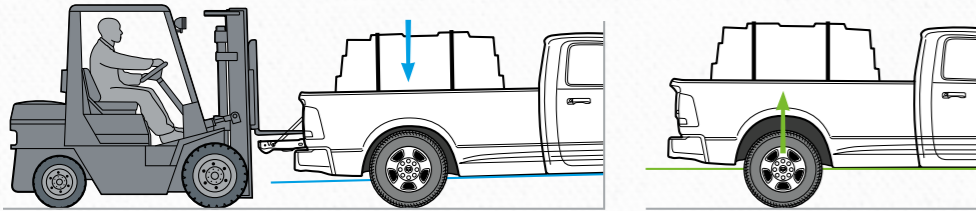
# CLASS-EXCLUSIVE SUSPENSION TECHNOLOGY.<sup>3</sup>



## CLASS-EXCLUSIVE AUTO-LEVEL REAR AIR SUSPENSION<sup>3</sup>

The class-exclusive Auto-Level Rear Air Suspension System<sup>3</sup> on Ram Heavy Duty is designed to provide impressive ride comfort and hauling/towing control.

With two driver-activated modes, Payload and Towing, the Auto-Level Rear Air Suspension System is tuned to allow full suspension travel for maximized ride, enhanced handling and reduced vehicle/trailer rake.



How it works: replacing the standard multi-leaf spring on Ram 3500 models, the Auto-Level Rear Air Suspension instead builds on a single leaf spring, mounting the air springs on top of the solid rear axle. Additional links on each side of the rear axle allow the air springs and leaf springs to work in tandem, providing ideal load-carrying.

Ram 2500 models utilize the same design, but these models replace the rear coil springs with two air springs.

The Payload and Towing modes are operated with an intuitive button on the switchbank. Specific information about the air suspension system is conveyed to the driver through the available full-colour in-cluster display centre.

**Payload Mode** monitors ride heights on both sides of the vehicle, constantly adjusting for load-shifting or changes in road surfaces; the load level remains constant.

**Towing Mode** lowers the rear suspension by 25 millimetres (1 inch), providing correct alignment between hitch and trailer tongue. Towing Mode ensures a consistently level load by maintaining a constantly parallel, even rake from the front of the pickup through the rear of the trailer.



## CLASS-EXCLUSIVE MULTILINK COIL SPRING REAR SUSPENSION<sup>3</sup>

All Ram 2500 models feature a rear suspension that stands apart from the others, utilizing a five-link coil spring rear suspension and multirate coil springs bolstered by heavy-duty fixed-displacement twin-tube shock absorbers. This class-exclusive system<sup>3</sup> reduces friction, improves ride comfort and handling, ensures the Ram-tough strength you can count on—and proves that no other trucks match the suspension technology of Ram Heavy Duty.

## ULTRA-CAPABLE HOTCHKISS REAR LEAF SPRING SUSPENSION

Load it up: Ram Heavy Duty eagerly takes on massive payloads. Comfortable and capable, the Hotchkiss rear leaf spring suspension on Ram 3500 delivers outstanding rear handling and roll control. All Ram 3500 models equipped with dual rear wheels also include separate auxiliary leaves that further increase cargo-carrying capacity.

## SMOOTH-RIDING THREE-LINK COIL SPRING FRONT SUSPENSION

The front suspensions on all Ram 2500 and 3500 models are built with an ultra-tough three-link coil spring assembly paired with heavy-duty full-displacement twin-tube shock absorbers. Six massive cam bushings create a counter-force to roll motion, while large frame-to-axle radius arms ensure optimal front torsional stiffness.

This sophisticated suspension system keeps friction to a minimum, and delivers impressive road manners and capability on virtually every road surface and under a variety of payload weights. The results are exceptional turning ability with responsive handling on every driving surface, especially when tackling heavy hauling assignments.

Laramie<sup>®</sup> with optional equipment shown in Bright White. ▶

# 7,390 LB (3,352 KG) MAX PAYLOAD



### RAM 2500 CAPABILITY

— MAX PAYLOAD —  
**3,990 LB (1,801 KG)**

— MAX GVWR —  
**10,000 LB (4,536 KG)**

### RAM 3500 CAPABILITY

— MAX PAYLOAD —  
**7,390 LB (3,352 KG)**

— MAX GVWR —  
**14,000 LB (6,350 KG)**

**THE GROSS VEHICLE WEIGHT RATINGS (GVWRs) ARE EQUALLY AS IMPRESSIVE.** Available GVWRs of 6,350 kg (14,000 lb) on Ram 3500 and 4,536 kg (10,000 lb) on Ram 2500 allow for heavier loads that clearly distinguish the exceptional capability of Ram Heavy Duty. Payload capability with a 2017 Ram 3500 lets you easily haul up to 3,352 kg (7,390 lb).

Properly secure all cargo.

# RAM POWER WAGON.<sup>®</sup> CANADA'S MOST CAPABLE FULL-SIZE OFF-ROAD PICKUP.<sup>3</sup>



## NEW FOR 2017: THE RAM 2500 4x4 OFF-ROAD PACKAGE.

### IT MAKES RAM 2500 TOUGHER THAN EVER.

We get it: you want exceptional off-road capability—and the new Ram 2500 4x4 Off-Road Package is designed for those who need essential off-road upgrades combined with tough 3/4-ton pushing, pulling and hauling capabilities.

### A FULL PACKAGE FOR A FULL-SIZE PICKUP.

The Off-Road Package includes a heavy-duty transfer case skid plate shield, performance-tuned Bilstein monotube shocks, electronic Hill Descent Control, large open-loop front tow hooks, fender flares and custom 4x4 graphics—all riding on tough Firestone<sup>®</sup> on-/off-road tires. Available for every Ram 2500 4x4, with this long list of functional upgrades, the Off-Road Package gives you the confidence to explore off the beaten path.



Power Wagon<sup>®</sup> vinyl with cloth tread-embossed inserts shown in Diesel Grey.



Power Wagon shown in Flame Red.

**RAM POWER WAGON. FROM HIGHWAY TO OFF-ROAD, THIS TRUCK DOES IT ALL.** Only one pickup can hold the title of Canada's most capable full-size off-road pickup.<sup>3</sup> Ram Power Wagon delivers unparalleled 4x4 engineering for top-tier capability, no matter what road you're conquering.

For 2017, Ram Power Wagon comes to work with an aggressive off-road attitude, including a new bold Black grille with Billet Silver "RAM" badge, new "POWER WAGON" decals on the hood and sides and a Black "RAM POWER WAGON" tailgate badge. To that, add Black bumpers, fender flares, lower two-tone paint and Blacked-out headlamps, all riding on 17-inch aluminum wheels with Matte Black painted pockets and Black centre cap. The interior features Ram Rebel-inspired design cues, incorporating the rugged Goodyear<sup>®</sup> DuraTrac<sup>®</sup> tire tread pattern into the seat design with the distinctive Power Wagon signature on the seat bolsters.

What counts in Power Wagon is capability that exceeds and outperforms what others can deliver. Count on

stunning 4x4 capability amplified by Tru-Lok<sup>®</sup> front and rear electronically locking differentials, and transfer case and fuel tank skid plates for underbody protection, while four heavy-duty Bilstein<sup>®</sup> monotube shock absorbers work with the proprietary Ram Articulink<sup>™</sup> system to ensure invaluable and increased wheel travel. Solid front and rear axles feature a low-gear 4.10 axle ratio. Running ground clearance reaches up to 322 millimetres (14.3 inches), and the approach and departure angles attain 33.6 and 26.2 degrees respectively.

With its half-inch 38-metre (125-foot) long high-strength steel wire supplying a jaw-dropping 5,443 kilograms (12,000 pounds) of capacity, the front bumper-mounted WARN<sup>®</sup> electric winch lets you help less-capable trucks out of a jam, while monster 33-inch Goodyear Wrangler DuraTrac all-terrain tires command total respect. It's all powered by the legendary 6.4L HEMI<sup>®</sup> V8 delivering best-in-class 410 horsepower<sup>5</sup> along with 429 lb-ft of torque.

Put it all together, and the 2017 Ram Power Wagon is a powerful example of what an off-road vehicle should be.

**WARN<sup>®</sup> FRONT WINCH | RAM ARTICULINK<sup>™</sup> SUSPENSION | SKID PLATES | ELECTRONIC FRONT SWAY BAR DISCONNECT | HILL DESCENT CONTROL | 363-MM GROUND CLEARANCE | 33-INCH ALL-TERRAIN TIRES | FRONT TOW HOOKS | TRU-LOK FRONT / REAR DIFFERENTIALS**



2500 Laramie shown in Brilliant Black Crystal Pearl with available Off-Road Package.



# YOU NEED EXCEPTIONAL CAPABILITY. WE THOUGHT INSIDE AND OUTSIDE THE BOX.



## STOW YOUR GEAR

**STOW IT, STORE IT, LOCK IT.** Lockable, drainable, and illuminated, the two side boxes carry it all: tools, sports equipment—even beverages covered in ice. They also accommodate numerous Mopar® accessories for work and play.



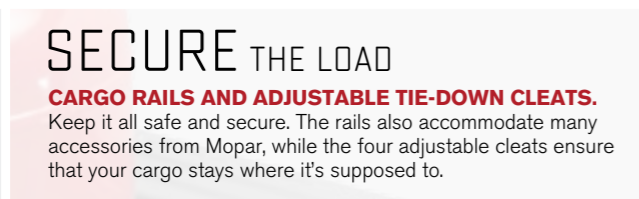
## LIGHT THE BED

**TWO POINTS OF LIGHT.** Augmenting the CHMSL-mounted cargo bed light, these side bed-mounted LED lights are perfect for night loading, and operate without tonneau cover adjustment (if so equipped).



## EXTEND AND DIVIDE

**COLLAPSIBLE AND EXPANDABLE: THE BED EXTENDER / DIVIDER.** Create compartments for specific cargo, or extend space to the open tailgate. With a smart thin profile, it's easily stored at the head of the bed when not in use.



## SECURE THE LOAD

**CARGO RAILS AND ADJUSTABLE TIE-DOWN CLEATS.** Keep it all safe and secure. The rails also accommodate many accessories from Mopar, while the four adjustable cleats ensure that your cargo stays where it's supposed to.



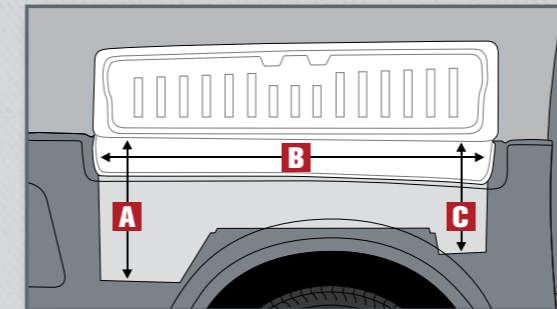
## INNOVATIVE AND CLASS-EXCLUSIVE SOLUTIONS FOR STOWING AND STORING.

We know the pickup lifestyle. It's about hauling tools for getting jobs done, carrying equipment for sports or leisure activities, and using the bed for building materials. The best way to achieve it all is with the RamBox® Cargo Management System.

Available on Ram Heavy Duty Mega Cab® and Crew Cab models with the 6-foot 4-inch bed, the class-exclusive RamBox Cargo Management System<sup>3</sup> includes two large, drainable, illuminated and lockable bed-side compartments, each spacious enough to hold a variety of power tools or sports equipment.

RamBox addresses every aspect of secure hauling. Included in the system is a cargo bed extender/divider that lets you separate cargo or extend usable bed space to the edge of the rear gate. The divider collapses and can be securely stored at the front of the bed when not in use. A built-in cargo bed rail system is designed to accommodate many Authentic Accessories from Mopar, with four adjustable cleats that offer secure tie-down points.

Adding to both safety and convenience, LED rear-bed lighting is included with RamBox ensuring illumination of the truck bed at night and, if your pickup is equipped with one, eliminating the need to remove the tonneau cover.



## RAMBOX® DIMENSIONS

	6' 4" CARGO BED
<b>A</b>	472 mm (18.6 in)
<b>B</b>	1529 mm (60.2 in)
<b>C</b>	480 mm (18.9 in)

## CAPABILITY HAS NEVER ACHIEVED SUCH VERSATILITY.

The innovative and class-exclusive RamBox Cargo Management System<sup>3</sup> doesn't compromise your cargo-carrying capability; to the contrary—it enhances it. Safely store and haul equipment in the side bins, and divide or expand the cargo area with the extender/divider. The cargo bed is spacious enough to let you haul an ATV or dozens of standard 4x8 sheets of building materials. Adding to capability are numerous Authentic Accessories from Mopar®: custom-designed for both work and play, they fit perfectly in the side bins.



Properly secure all cargo.



Laramie® Limited Natura Plus leather shown in Black.

Laramie leather-faced with perforated inserts shown in Light Frost.

## REFINEMENT MEETS SOPHISTICATION.

**FIRST-CLASS COMFORT MEETS WORK-READY DURABILITY.** Every Ram Heavy Duty offers a top-notch level of comfort, state-of-the-art technology and advanced degrees of sophistication. Touches of comfort and convenience are found throughout the lineup with unique trim levels and features that make a lasting impression.

Sophistication achieves its highest level in the Laramie Limited and award-winning Laramie Longhorn.® These top-of-the-line pickups deliver 100% leather seating, bolstered by real wood accents, heated and ventilated front bucket seats, and a heated leather-wrapped steering wheel with audio controls.

**INTELLIGENT AND INTUITIVE INTERIOR DESIGN.** In a truck known for impressive versatility, it's no surprise to find that every square centimetre of interior space is devoted to practical storage and pure occupant comfort. From the oversize in-door bins to the available behind-the-seat and in-floor storage, you've got a multitude of places to carry equipment and hide valuables.

**A. IN-FLOOR STORAGE BINS.** Crew Cab models distinguish themselves with interior roominess and class-exclusive in-floor storage<sup>3</sup> with removable and insulated bins—perfect for keeping beverages and food cold, as well as stashing valuables and small tools. Properly secure all cargo.

**B. UNDERSEAT STORAGE.** The rear underseat storage in Crew Cab models is perfect for items best left out of sight.

**C. FOLD-FLAT REAR SEAT.** Standard with Mega Cab® models, it provides a convenient flat storage surface, ideal for cargo you'd prefer not to secure in the rear bed.

**DUAL GLOVE BOX AND CONSOLE TREATMENTS.** Not shown. Dual glove boxes feature large upper and lower storage areas. The centre console armrest bins have three available integrated cup holders and provide access to the available media port for connectivity.

◀ Laramie Longhorn Natura Plus leather shown in Cattle Tan.

# CONNECTIVITY AT EVERY TURN.

**RAM HEAVY DUTY IS BOLD BY DESIGN**, with an instrument panel cluster and Electronic Vehicle Information Centre (EVIC) that reflect sophisticated technology and user-friendly convenience.

Select Ram Heavy Duty models feature driver-oriented engineering that enhances occupant comfort and promotes conscious on-road action. The 7-inch full-colour customizable in-cluster display centre delivers a multiview and configurable advantage, with information ranging from media and compass to temperature, cruise control, trip information and distances.

Critical real-time data about your vehicle's operation are conveyed through multiple "smart" modules that stay in constant communication with each other. The information is all-inclusive and includes specifications about fuel economy, trailer braking, overall vehicle status and engine performance, payload, engine hours, status on the available air suspension, plus

available navigation screens and more. Using an intuitive "roller-menu" controlled by a steering wheel-mounted toggle switch, you keep eyes on the road and hands on the wheel.

Ram engineers are so focused on road-oriented driving, our navigation systems include state-of-the-art voice command<sup>13</sup> technology to help reduce distractions. Drivers can also use voice command to control the radio and telephone systems, including text messages.<sup>14</sup>

We know you'll call on your Ram Heavy Duty for activities that range from tough work to carefree recreation—which is why you'll discover two-fold technological advantages throughout your Ram pickup that complement both lifestyles. On one side is technology that ensures the highest levels of safety and security; on the other is an equal emphasis on technology to increase day-to-day convenience. This is heavy-duty command and control, and the associated technology shows that we're driving ourselves forward toward one goal: to be the best.



Tire Pressure Monitoring Display



Navigation Display



Trailer Brake Controller Display



Diesel Glow Plug Display



Laramie® Limited cluster featuring the 7-inch full-colour customizable display centre.

# LARGEST TOUCHSCREEN IN ITS CLASS.<sup>3</sup>

Siri VR

**SEE**  
WITHOUT LOOKING

SIRI® Eyes Free<sup>15</sup> lets you take care of communication and audio functions without taking your eyes from the road.

**DO NOT DISTURB\***

This part of the telematics system lets you block incoming calls/texts<sup>16</sup>; set up automatic responses to texts<sup>16</sup>; and opt to send calls directly to voice mail.



**VISUALIZE**  
SOMETHING BIG

The 8.4-inch touchscreen<sup>3</sup> is the largest in its class<sup>3</sup>—exactly what you need to stay in command.

**JUST SAY IT**  
WITH VOICE COMMAND<sup>13\*</sup>

Just about everything you need can be operated by your voice. Speak, and it shall be done.

**NAVIGATE**  
YOUR ADVENTURES

Get turn-by-turn directions\* to wherever you're going—and don't hesitate to explore once in a while.

**LISTEN**  
TO MUSIC, TALK SHOWS AND SPORTS

Access it all. SiriusXM satellite radio<sup>17\*</sup> (with one-year subscription) lets you tune in your favourites: artists, radio hosts and (we hope) winning teams.

**SPEAK UP**  
AND BE HEARD

Make and receive calls. Send and get texts<sup>14</sup> (not compatible with iPhone®)—with hands-free<sup>13</sup> capability.\*

**DRAG**  
AND DROP\*

Select from a menu of apps and drag your choices into place along the bottom row for easy customization.

\*Available feature.

# AUTHENTIC MOPAR<sup>®</sup> ACCESSORIES.

## YOU'VE GOT PROVEN STRENGTH. NOW BUILD ON IT.

Authentic Accessories from Mopar are the key.

These finishing touches for Ram Heavy Duty are designed and created with the engineers behind the Ram lineup—a collaboration that gives you superb fit and finish and the right tools and touches to make your Ram Heavy Duty stand out. Authentic Accessories from Mopar boost capability, protect your Ram, expand convenience and broaden potential for your pickup.

No matter what the activity, Authentic Accessories from Mopar can help—like the pragmatic RamBox<sup>®</sup> Holster that carries hunting and fishing equipment and fits precisely into the available RamBox compartment. Look to Mopar to help you get the most out of your Ram Heavy Duty pickup. Find out more at your Ram retailer, or anytime at [MOPAR.CA](http://MOPAR.CA)



Steel Ladder Rack



Properly secure all cargo.



ST shown in Bright White with available Black tubular side steps, fender flares, RamBox Cargo Management System, sliding toolbox and bed step.



Hitch Channel Adapter



Heavy-Duty Commercial-Grade Tool Box



Bed Lights



Fifth Wheel with Glider and Mounting Frame



RamBox Holster



**ST** (REGULAR CAB / CREW CAB)

## CAPABILITY & FUNCTIONALITY cont.

- Manual shift-on-the-fly transfer case (4x4)
- Ram Active Air<sup>®</sup> intake (6.7L Cummins)
- Suspension:
  - Front/rear heavy-duty shock absorbers
  - Heavy-duty Hotchkiss rear suspension (3500)
  - Multilink coil spring rear suspension (2500)
- Tow hooks (3500)

## SELECT OPTIONAL EQUIPMENT

- 180-Amp Alternator (5.7L HEMI)
- 220-Amp Alternator (6.4L HEMI and 6.7L Cummins)
- Anti-Spin Differential Rear Axle (2500)
- Auto-Level Rear Air Suspension
- Black Tubular Side Steps
- Chrome Tubular Side Steps
- Clearance Lamps
- Dual Rear Wheels (3500; N/A on Crew Cab with 6'4" box)
- Electronic Trailer Brake Controller
- Instrument Panel-Mounted Auxiliary Switches
- Mopar<sup>®</sup> 20K Fifth-Wheel Hitch
- Mopar 25K Fifth-Wheel Hitch (3500)
- Park-Sense<sup>®</sup> Rear Park Assist System<sup>12</sup>
- ParkView<sup>®</sup> Rear Back-Up Camera<sup>12</sup>
- Pickup Box Lighting
- RamBox<sup>®</sup> Cargo Management System (6'4" box, SRW)
- SiriusXM Satellite Radio with 1-Year Subscription<sup>17</sup>
- Spray-In Bedliner
- Tow Hooks (4x2)
- Tri-Fold Tonneau Cover
- Uconnect<sup>®</sup> 3.0 Multimedia Centre with Hands-Free Communication<sup>13</sup>
- Uconnect 5.0 Multimedia Centre with 5-Inch Touchscreen and Hands-Free Communication<sup>13</sup>

## POWERTRAIN

- 5.7L HEMI<sup>®</sup> Variable Valve Timing (VVT) V8 with 6-speed automatic
- 6.4L HEMI VVT V8 with FuelSaver/Multi-Displacement System (MDS) and 6-speed automatic
- 6.7L Cummins<sup>®</sup> High-Output Turbo Diesel I-6 with 6-speed AISIN<sup>®</sup> automatic
- 6.7L Cummins Turbo Diesel I-6 with 6-speed automatic
- 6.7L Cummins Turbo Diesel I-6 with 6-speed manual

## STANDARD EQUIPMENT

### INTERIOR AMENITIES

- 3.5-inch Electronic Vehicle Information Centre (EVIC)
- 12-volt auxiliary power outlet
- Air conditioning
- Black vinyl floor covering
- Cruise control
- Heavy-duty vinyl 40/20/40 front bench seat
- Manual locks and front windows (Regular Cab)
- Media Centre:
  - Media hub with USB port and auxiliary audio input jack
  - Radio 3.0 multimedia centre with 6 speakers
- Power locks and front windows, 1-touch up-and-down (Crew Cab)
- Rear dome lamp
- Storage:
  - Behind-the-seat storage (Regular Cab and Mega Cab<sup>®</sup>)
  - Front armrests with storage and cup holders (with automatic)
  - Rear in-floor storage bins (Crew Cab)
  - Rear underseat storage compartment (Crew Cab)

- Air Bags<sup>18</sup>:
  - Advanced multistage driver and front-passenger
  - Supplemental front-seat-mounted side
  - Supplemental side-curtain
- Brakes:
  - Electronic Stability Control (ESC)<sup>11</sup> with Hill Start Assist, Trailer Sway Control, Electronic Roll Mitigation, Rain Brake Support, Ready Alert Braking and Traction Control
  - 4-wheel antilock disc brakes with Brake Assist
  - "Smart" diesel exhaust brake (6.7L Cummins)
- Sentry Key<sup>®</sup> anti-theft engine immobilizer
- Tire pressure monitoring display

### EXTERIOR FEATURES cont.

- Black, 7 x 11-inch trailer tow mirrors, manual folding with supplemental turn signals and courtesy lamps (3500 Regular Cab)
- Black door handles and front/rear bumpers
- Black grille with Black insert
- Black, power, heated, 6 x 9-inch mirrors, manual folding (2500 Crew Cab)
- Black, power, heated, 7 x 11-inch trailer tow mirrors, manual folding with supplemental turn signals and courtesy lamps (3500 Crew Cab)
- Wheels and Tires:
  - 17-inch styled steel wheels (2500)
  - 18-inch styled steel wheels (3500 SRW)
  - LT245/70R17E BSW all-season tires (2500)
  - LT275/70R18E BSW all-season tires (3500 SRW)

### SAFETY & SECURITY

- Air Bags<sup>18</sup>:
  - Advanced multistage driver and front-passenger
  - Supplemental front-seat-mounted side
  - Supplemental side-curtain
- Brakes:
  - Electronic Stability Control (ESC)<sup>11</sup> with Hill Start Assist, Trailer Sway Control, Electronic Roll Mitigation, Rain Brake Support, Ready Alert Braking and Traction Control
  - 4-wheel antilock disc brakes with Brake Assist
  - "Smart" diesel exhaust brake (6.7L Cummins)
- Sentry Key<sup>®</sup> anti-theft engine immobilizer
- Tire pressure monitoring display

### CAPABILITY & FUNCTIONALITY

- 160-amp alternator
- Anti-spin differential rear axle (3500)
- Class V hitch receiver with 4- and 7-pin wiring harness
- Heavy-duty engine cooling



Crew Cab shown with standard heavy-duty vinyl 40/20/40 front bench seat—Diesel Grey

## PACKAGE GROUPS

- Fifth-Wheel/Gooseneck Prep Group — Includes rear axle structural crossmember, fifth-wheel/gooseneck hitch mounting provision designed for Mopar hitch accessories and an integrated 7-pin wiring connector
- Heavy-Duty Snowplow Prep Group — Includes 180-amp alternator (5.7L HEMI), 220-amp alternator (6.4L HEMI/6.7L Cummins) and transfer case skid plate shield (4x4)
- Off-Road Package — Hill Descent Control, tow hooks, transfer case skid plate shield, off-road decal in Bright Silver Metallic, Black fender flares and front/rear performance-tuned Bilstein<sup>®</sup> shocks (4x4)
- Power Wagon Package — Includes Hill Descent Control, 180-amp alternator, Tru-Lok<sup>®</sup> front and rear differentials, 4.10 rear axle, tow hooks, fuel tank and transfer case skid plate shields, front WARN<sup>®</sup> electric winch, Black fender flares, fog lamps, Black headlamp surround, bright front and rear bumpers, front disconnecting stabilizer bar, Ram Articulink<sup>™</sup> suspension, LT285/70R17D DWL all-season tires and 17-inch aluminum wheels

- Protection Group — Includes tow hooks (on 2500 models) and transfer case skid plate shield (4x4z)

- SXT Appearance Group — Includes chrome grille, chrome front/rear bumpers, LT275/70R18E BSW all-season tires, chrome-clad steel wheels, cloth 40/20/40 front bench seat, floor carpet covering, remote keyless entry, floor mats and SiriusXM satellite radio with 1-year subscription<sup>17</sup>



Standard



Shown with standard Radio 3.0 multimedia centre

Shown with available Uconnect 5.0 multimedia centre



Heavy-duty vinyl—Diesel Grey

Standard

Work-grade vinyl—Diesel Grey (not shown) Available



Cloth—Diesel Grey

Available



17-inch styled steel  
Standard on 2500



18-inch styled steel  
Standard on 3500 SRW  
Available on 2500



18-inch chrome-clad steel  
Available on 2500 and 3500 SRW  
with SXT Appearance Group



17-inch argent steel  
Standard on 3500 DRW



17-inch chrome-clad steel  
Available on 3500 DRW  
with SXT Appearance Group

# SLT (REGULAR CAB / CREW CAB / MEGA CAB<sup>®</sup>)



## POWERTRAIN

- 5.7L HEMI<sup>®</sup> Variable Valve Timing (VVT) V8 with 6-speed automatic
- 6.4L HEMI VVT V8 with FuelSaver/Multi-Displacement System (MDS) and 6-speed automatic
- 6.7L Cummins<sup>®</sup> High-Output Turbo Diesel I-6 with 6-speed AISIN<sup>®</sup> automatic
- 6.7L Cummins Turbo Diesel I-6 with 6-speed automatic
- 6.7L Cummins Turbo Diesel I-6 with 6-speed manual

## ENHANCEMENTS vs. ST

### INTERIOR AMENITIES

- Carpet floor covering
- Cloth 40/20/40 front bench seat
- Colour-keyed instrument panel
- Floor mats (rear on Crew Cab)
- Overhead console
- Passenger-side sun visor with mirror
- Premium vinyl door trim with map pocket
- Rear manual sliding window (Regular Cab)
- Rear power sliding window (Crew Cab and Mega Cab)
- SiriusXM satellite radio with 1-year subscription<sup>17</sup>
- Temperature and compass display
- Traveller/mini trip computer

### EXTERIOR FEATURES

- Chrome front/rear bumpers
- Chrome grille with Black insert
- Wheels and Tires:
  - 18-inch chrome-clad steel wheels
  - LT275/70R18E BSW all-season tires

## SAFETY & SECURITY

- Remote keyless entry

## CAPABILITY & FUNCTIONALITY

- Electronic shift-on-the-fly transfer case (4x4)

## SELECT OPTIONAL EQUIPMENT

- 10 Amplified Speakers including Subwoofer
- Auto-Level Rear Air Suspension
- Black Tubular Side Steps
- Centre High-Mounted Stop Lamp (CHMSL) Camera (requires Uconnect<sup>®</sup> 8.4 or 8.4 NAV multimedia centre)
- Chrome Tubular Side Steps
- Chrome Wheel-to-Wheel Side Steps (Crew Cab and Mega Cab)
- Clearance Lamps
- Dual Rear Wheels (3500; N/A on Crew Cab 6'4" box)
- Fog Lamps
- Mopar<sup>®</sup> 20K Fifth-Wheel Hitch
- Mopar 25K Fifth-Wheel Hitch (3500)
- Park-Sense<sup>®</sup> Front and Rear Park Assist System<sup>12</sup>
- Park-Sense Rear Park Assist System<sup>12</sup>
- ParkView<sup>®</sup> Rear Back-Up Camera<sup>12</sup>
- Pickup Box Lighting
- Power Sunroof (Crew Cab and Mega Cab)
- Premium Cloth Front Bucket Seats
- RamBox<sup>®</sup> Cargo Management System (6'4" box, SRW)
- Spray-In Bedliner

## SELECT OPTIONAL EQUIP. cont.

- Tri-Fold Tonneau Cover
- Uconnect 3.0 Multimedia Centre with Hands-Free Communication<sup>13</sup>
- Uconnect 5.0 Multimedia Centre with 5-Inch Touchscreen and Hands-Free Communication<sup>13</sup>
- Uconnect 8.4 Multimedia Centre with 8.4-Inch Touchscreen (NAV-ready<sup>15</sup>)
- Uconnect 8.4 NAV Multimedia Centre with 8.4-Inch Touchscreen and Navigation<sup>16</sup>

## PACKAGE GROUPS

- Black Appearance Group — Includes Black door handles, logos and badging, Black headlamp surround, Brilliant Black Crystal Pearl exterior paint, body-colour front/rear bumpers, Black grille surround, ParkView Rear Back-Up Camera<sup>12</sup> and Diesel Grey cloth seats
- Comfort Group — Includes remote start system, heated steering wheel, heated front seats and leather-wrapped steering wheel
- Fifth-Wheel/Gooseneck Prep Group — See ST model for group details
- Heavy-Duty Snowplow Prep Group — See ST model for group details
- Luxury Group — Includes overhead console, sun visors with illuminated vanity mirrors, power heated mirrors, premium 7-inch customizable in-cluster display centre, leather-wrapped steering wheel with audio controls, universal garage door opener<sup>20</sup> and more (requires Uconnect 5.0, 8.4 or 8.4 NAV multimedia centre)
- Off-Road Package — See ST model for group details; SLT models receive body-colour fender flares
- Protection Group — See ST model for group details
- SLT Plus Décor Group — Includes Luxury Group, anti-spin differential rear axle, Trailer Brake Control on Crew Cab, fog lamps, bright grille with bright billets, Chrome tubular side steps (3500 only) and 18-inch polished forged aluminum wheels (Crew Cab and Mega Cab)



Standard



Available




Shown with standard Radio 3.0 multimedia centre



Shown with available Uconnect 5.0 multimedia centre



Cloth—Diesel Grey Standard



Cloth—Canyon Brown Standard



Premium cloth—Diesel Grey Available



Premium cloth—Canyon Brown Available



18-inch chrome-clad steel Standard on 2500 and 3500 SRW



18-inch polished forged aluminum Available on 2500 and 3500 SRW and on 2500 and 3500 SRW with SLT Plus Décor Group



20-inch polished aluminum Available on 2500 and 3500 Crew Cab and Mega Cab SRW



20-inch Black aluminum Available on 2500 and 3500 SRW with Black Appearance Group



17-inch chrome-clad steel Standard on 3500 DRW



17-inch polished aluminum Available on 3500 DRW

# OUTDOORSMAN (CREW CAB 2500 4x4 ONLY)



Standard



Available



18-inch polished forged aluminum Standard



20-inch polished aluminum Available

## POWERTRAIN

- 5.7L HEMI<sup>®</sup> Variable Valve Timing (VVT) V8 with 6-speed automatic
- 6.4L HEMI VVT V8 with FuelSaver/Multi-Displacement System (MDS) and 6-speed automatic
- 6.7L Cummins<sup>®</sup> Turbo Diesel I-6 with 6-speed automatic

## ENHANCEMENTS vs. SLT

### INTERIOR AMENITIES

- Front/rear rubber floor mats

### EXTERIOR FEATURES

- Black lower two-tone paint, fender flares and front/rear bumpers
- Body-colour grille with Black insert
- Fog lamps
- Wheels and Tires:
  - 18-inch polished forged aluminum wheels
  - LT275/70R18E OWL on-/off-road tires

### CAPABILITY & FUNCTIONALITY

- Anti-spin differential rear axle
- Tow hooks
- Transfer case skid plate

## SELECT OPTIONAL EQUIPMENT

- 10 Amplified Speakers including Subwoofer
- 180-Amp Alternator (5.7L HEMI)
- 220-Amp Alternator (6.4L HEMI or 6.7L Cummins)
- Auto-Level Rear Air Suspension
- Black Tubular Side Steps
- Centre High-Mounted Stop Lamp (CHMSL) Camera (requires Uconnect<sup>®</sup> 8.4 or 8.4 NAV multimedia centre)
- Chrome Tubular Side Steps
- Chrome Wheel-to-Wheel Side Steps (monotone paint)
- Clearance Lamps

## SELECT OPTIONAL EQUIP. cont.

- Electronic Trailer Brake Controller
- Instrument Panel-Mounted Auxiliary Switches
- Monotone Paint — Includes body-colour fender flares and chrome front/rear bumpers
- Mopar<sup>®</sup> 20K Fifth-Wheel Hitch
- Park-Sense<sup>®</sup> Front and Rear Park Assist System<sup>12</sup>
- Park-Sense Rear Park Assist System<sup>12</sup>
- ParkView<sup>®</sup> Rear Back-Up Camera<sup>12</sup>
- Power Adjustable Pedals (requires automatic transmission)
- Power Sunroof
- Premium Cloth Front Bucket Seats
- RamBox<sup>®</sup> Cargo Management System (6'4" box)
- Remote Start System
- Security Alarm
- Spray-In Bedliner
- Tri-Fold Tonneau Cover
- Uconnect 5.0 Multimedia Centre with 5-Inch Touchscreen and Hands-Free Communication<sup>13</sup>
- Uconnect 8.4 Multimedia Centre with 8.4-Inch Touchscreen (NAV-ready<sup>15</sup>)
- Uconnect 8.4 NAV Multimedia Centre with 8.4-Inch Touchscreen and Navigation<sup>16</sup>
- Comfort Group — See SLT model for group details
- Fifth-Wheel/Gooseneck Prep Group — See ST model for group details
- Heavy-Duty Snowplow Prep Group — See ST model for group details
- Luxury Group — See SLT model for group details
- Off-Road Package — See ST model for group details



Shown with available cloth front bucket seats and available Uconnect 8.4 multimedia centre—Diesel Grey




Shown with standard Radio 3.0 multimedia centre



Shown with available Uconnect 5.0 multimedia centre




Cloth—Diesel Grey Standard



Cloth—Canyon Brown Standard



Premium Cloth—Diesel Grey Available



Premium Cloth—Canyon Brown Available

FOR FULL OPTION DETAILS, VISIT [RAMTRUCK.CA](http://RAMTRUCK.CA)

# POWER WAGON® (CREW CAB 2500 4x4 ONLY)



17-inch aluminum with Matte Black painted pockets and Black centre cap  
Standard

## POWERTRAIN

- 6.4L HEMI® Variable Valve Timing (VVT) V8 with FuelSaver/Multi-Displacement System (MDS) and 6-speed automatic

## ENHANCEMENTS vs. SLT

### INTERIOR AMENITIES

- 7-inch full-colour customizable in-cluster display centre with Power Wagon theme
- Hands-free communication with Bluetooth® streaming audio<sup>13</sup>
- Mini floor console
- Perforated steering wheel with Light Slate Grey stitching and mounted audio and cruise controls
- Uconnect® 5.0 multimedia centre with 5-inch touchscreen and hands-free communication<sup>13</sup>
- Vinyl front bench seat with cloth tread-embossed inserts

### EXTERIOR FEATURES

- Bifunctional halogen projector headlamps with Black surround
- Black fender flares
- Black front/rear bumpers
- Black grille with Billet Silver™ "RAM" badge
- Black lower two-tone paint
- Black "RAM POWER WAGON" tailgate badge
- Body-colour door handles
- Clearance lamps
- Fog lamps
- "POWER WAGON" decals on side and hood
- Premium taillamps with Black surround
- Wheels and Tires:
  - 17-inch aluminum wheels with Matte Black painted pockets and Black centre cap
  - LT285/70R17D OWL all-terrain tires

### CAPABILITY & FUNCTIONALITY

- 4.10 rear axle
- 180-amp alternator
- Front tow hooks
- Front WARN® electric winch
- Fuel tank and transfer case skid plate shields
- Manual shift-on-the-fly transfer case
- Suspension:
  - Front disconnecting stabilizer bar
  - Ram Articulink™ suspension
- Tru-Lok® front and rear differentials

### SAFETY & SECURITY

- Electronic trailer brake controller
- Hill Descent Control

### SELECT OPTIONAL EQUIPMENT

- 10 Amplified Speakers including Subwoofer
- Centre High-Mounted Stop Lamp (CHMSL) Camera
- Dual 380-Amp Alternators
- Park-Sense® Front and Rear Park Assist System<sup>12</sup>
- Park-Sense Rear Park Assist System<sup>12</sup>
- ParkView® Rear Back-Up Camera<sup>12</sup>
- Power Adjustable Pedals
- Power Sunroof
- Power Wagon Badging Delete (deletes side, tailgate and hood decals)
- Premium Vinyl Seats with Cloth Tread-Embossed Inserts
- RamBox® Cargo Management System (6'4" box)
- Remote Start System
- Spray-In Bedliner
- Uconnect 8.4 Multimedia Centre with 8.4-Inch Touchscreen (NAV-ready<sup>13</sup>)
- Uconnect 8.4 NAV Multimedia Centre with 8.4-Inch Touchscreen and Navigation<sup>16</sup>

### PACKAGE GROUPS

- Leather & Luxury Group – Includes overhead console with universal garage door opener<sup>20</sup> leather-faced 40/20/40 front bench seat, security alarm, radio/driver's seat/mirrors with memory, sun visors with illuminated vanity mirrors, air conditioning with Automatic Temperature Control (ATC), glove box and underhood lamps, LED interior lighting, 10 amplified speakers including subwoofer, remote USB port for charging only, Uconnect 8.4 multimedia centre with 8.4-inch touchscreen, ParkView Rear Back-Up Camera<sup>12</sup> and Park-Sense Front and Rear Park Assist System<sup>12</sup>



Shown with available leather-faced seats—Black with Light Slate Grey accent stitching



Standard



Shown with standard Uconnect 5.0 multimedia centre



Shown with available Uconnect 8.4 multimedia centre; Uconnect 8.4 NAV multimedia centre available



Vinyl with cloth tread-embossed inserts—Black/Diesel Grey  
Standard



Leather-faced—Black with Light Slate Grey accent stitching  
Available

FOR FULL OPTION DETAILS, VISIT [RAMTRUCK.CA](http://RAMTRUCK.CA)

# LARAMIE® (CREW CAB / MEGA CAB™)



18-inch polished aluminum  
Standard on 2500 and 3500 SRW



20-inch Black aluminum  
Available on 2500 and 3500 SRW with Sport Appearance Group



20-inch polished aluminum  
Available on 2500 and 3500 SRW



17-inch polished aluminum  
Standard on 3500 DRW



Standard



Shown with standard Uconnect 8.4 multimedia centre; Uconnect 8.4 NAV multimedia centre available



Leather-faced with perforated inserts—Black with Light Slate Grey accent stitching  
Standard



Leather-faced with perforated inserts—Light Frost  
Standard



Sport Appearance Group

## POWERTRAIN

- 5.7L HEMI® Variable Valve Timing (VVT) V8 with 6-speed automatic
- 6.4L HEMI VVT V8 with FuelSaver/Multi-Displacement System (MDS) and 6-speed automatic
- 6.7L Cummins® High-Output Turbo Diesel I-6 with 6-speed AISIN® automatic
- 6.7L Cummins Turbo Diesel I-6 with 6-speed automatic
- 6.7L Cummins Turbo Diesel I-6 with 6-speed manual

## ENHANCEMENTS vs. SLT

### INTERIOR AMENITIES

- 115-volt auxiliary power outlet
- Air conditioning with Dual-Zone Automatic Temperature Control (ATC)
- Front centre-seat cushion with storage
- Heated leather-wrapped steering wheel with audio and cruise controls
- LED interior lighting
- Media Centre:
  - 10 amplified speakers including subwoofer
  - Hands-free communication with Bluetooth® streaming audio<sup>13</sup>
  - Uconnect® 8.4 multimedia centre with 8.4-inch touchscreen (NAV-ready<sup>13</sup>)
- Overhead console with universal garage door opener<sup>20</sup>
- Premium 7-inch full-colour customizable in-cluster display centre
- Seating:
  - Leather-faced heated and ventilated 40/20/40 front bench seat
  - Memory feature for radio and driver's seat
  - Power 10-way driver and 6-way front-passenger seats including 2-way lumbar adjust
- Woodgrain instrument panel accent

### EXTERIOR FEATURES

- 18-inch polished aluminum wheels
- Body-colour fender flares

### EXTERIOR FEATURES cont.

- Chrome door handles, front/rear bumpers
- Chrome grille with bright insert
- Chrome, power folding, heated, auto-dimming 6 x 9-inch mirrors with memory, supplemental turn signals and courtesy lamps (2500)
- Chrome, power folding, heated, auto-dimming 7 x 11-inch mirrors with memory, supplemental turn signals and courtesy lamps (3500)
- Fog lamps
- Premium bifunctional halogen projector headlamps with Chrome surround
- Premium LED taillamps (turn/stop/tail/running lights) with Chrome surround

### SAFETY & SECURITY

- Electronic trailer brake controller
- Park-Sense® Front and Rear Park Assist System<sup>12</sup>
- ParkView® Rear Back-Up Camera<sup>12</sup>
- Security alarm

### SELECT OPTIONAL EQUIPMENT

- 220-Amp Alternator (6.4L HEMI and 6.7L Cummins)
- Anti-Spin Differential Rear Axle (2500)
- Auto-Level Rear Air Suspension
- Black Tubular Side Steps
- Centre High-Mounted Stop Lamp (CHMSL) Camera
- Chrome, Power Folding, Heated 7 x 11-Inch Trailer Tow Mirrors with Memory, Supplemental Turn Signals and Courtesy Lamps (2500)
- Chrome Tubular Side Steps
- Chrome Wheel-to-Wheel Side Steps
- Clearance Lamps
- Dual Rear Wheels (3500; N/A on Crew Cab 6'4" box)
- Instrument Panel-Mounted Auxiliary Switches
- Lower Two-Tone Paint and Fender Flares in Bright Silver Metallic
- Mopar® 20K Fifth-Wheel Hitch
- Mopar 25K Fifth-Wheel Hitch (3500)

### SELECT OPTIONAL EQUIP. cont.

- Pickup Box Lighting
- Power Adjustable Pedals with Memory (requires automatic transmission)
- Power Sunroof
- RamBox® Cargo Management System (6'4" box, SRW)
- Remote Keyless Enter 'n Go™ with Proximity Entry and Push-Button Start (requires automatic transmission and remote start system)
- Remote Start System (requires automatic transmission)
- Spray-In Bedliner
- Tri-Fold Tonneau Cover
- Uconnect 8.4 NAV Multimedia Centre with 8.4-Inch Touchscreen and Navigation<sup>16</sup>

### PACKAGE GROUPS

- Convenience Group – Includes rain-sensing windshield wipers and Auto High-Beam Headlamp Control
- Fifth-Wheel/Gooseneck Prep Group – See ST model for group details
- Heavy-Duty Snowplow Prep Group – See ST model for group details
- Off-Road Package – See ST model for group details
- Protection Group – See ST model for group details
- Sport Appearance Group – Includes body-colour door handles, Black mirrors, Black badging, Black premium bifunctional halogen projector headlamps, Black premium taillamps, body-colour front/rear bumpers, body-colour grille with Black insert, LT285/60R20E OWL on-/off-road tires and 20-inch Black aluminum wheels (2500 and 3500 Crew Cab and Mega Cab SRW)

FOR FULL OPTION DETAILS, VISIT [RAMTRUCK.CA](http://RAMTRUCK.CA)

# LARAMIE LONGHORN (CREW CAB / MEGA CAB<sup>SM</sup>)



## POWERTRAIN

- 5.7L HEMI<sup>®</sup> Variable Valve Timing (VVT) V8 with 6-speed automatic
- 6.4L HEMI VVT V8 with FuelSaver/Multi-Displacement System (MDS) and 6-speed automatic
- 6.7L Cummins<sup>®</sup> High-Output Turbo Diesel I-6 with 6-speed AISIN<sup>®</sup> automatic
- 6.7L Cummins Turbo Diesel I-6 with 6-speed automatic

## ENHANCEMENTS vs. LARAMIE<sup>®</sup>

### INTERIOR AMENITIES

- Door sill guards
- Double-stacked centre console with full-leather lid and wood tambour door
- Premium door-trim panel and front/rear floor mats
- Premium Laramie Longhorn instrument cluster and interior accents
- Premium leather-wrapped shift knob and steering wheel with audio and cruise controls
- Radio, driver's seat, mirrors and pedals memory feature
- Seating:
  - Premium leather front bucket seats
  - Premium leather heated 60/40 split-folding rear seats
- Uconnect<sup>®</sup> 8.4 NAV multimedia centre with 8.4-inch touchscreen and navigation<sup>16</sup>

## EXTERIOR FEATURES

- 18-inch polished aluminum wheels with White Gold painted pockets
- Chrome billet port grille with "RAM" badge
- Lower two-tone paint, fender flares, front/rear bumpers and running boards in White Gold Metallic
- Pickup box lighting
- Spray-in bedliner and tow hooks

## CAPABILITY & FUNCTIONALITY

- Front/rear performance-tuned Bilstein<sup>®</sup> monotube shocks

## SAFETY & SECURITY

- Power adjustable pedals with memory
- Remote start system

## SELECT OPTIONAL EQUIPMENT

- 180-Amp Alternator (5.7L HEMI)
- 220-Amp Alternator (6.4L HEMI and 6.7L Cummins)
- Auto-Level Rear Air Suspension
- Centre High-Mounted Stop Lamp (CHMSL) Camera
- Chrome Bodyside Moulding (monotone paint)
- Chrome, Power Folding, Heated 7 x 11-Inch Trailer Tow Mirrors with Memory, Supplemental Turn Signals and Courtesy Lamps (2500)
- Chrome Tubular Side Steps
- Chrome Wheel-to-Wheel Side Steps
- Clearance Lamps

## SELECT OPTIONAL EQUIP. cont.

- Dual Rear Wheels (3500; N/A on Crew Cab 6'4" box)
- Instrument Panel-Mounted Auxiliary Switches
- Monotone Paint – Includes body-colour fender flares, chrome tubular side steps, chrome front/rear bumpers and 18-inch polished aluminum wheels with Silver painted pockets
- Mopar<sup>®</sup> 20K Fifth-Wheel Hitch
- Mopar 25K Fifth-Wheel Hitch (3500)
- Power Sunroof
- RamBox<sup>®</sup> Cargo Management System (6'4" box, SRW)
- Remote Keyless Enter 'n Go<sup>™</sup> with Proximity Entry and Push-Button Start
- Tri-Fold Tonneau Cover

## PACKAGE GROUPS

- Convenience Group – See Laramie model for group details
- Fifth-Wheel/Gooseneck Prep Group – See ST model for group details
- Heavy-Duty Snowplow Prep Group – See ST model for group details
- Off-Road Package – See ST model for group details; off-road decal is White Gold Metallic with lower two-tone paint
- Protection Group – See ST model for group details



Crew Cab shown with standard Natura Plus leather front bucket seats—Canyon Brown



Standard




Natura Plus leather with perforated inserts and laser etching—Canyon Brown with Tan accent stitching

Standard




Shown with standard Uconnect 8.4 NAV multimedia centre



Natura Plus leather with perforated inserts—Cattle Tan with Black accent stitching

Standard



Natura Plus leather with perforated inserts—Canyon Brown with Tan accent stitching

Standard



18-inch polished aluminum with White Gold painted pockets  
Standard on 2500 and 3500 SRW with Two-Tone Exterior Paint



18-inch polished aluminum with Silver painted pockets  
Available on 2500 and 3500 SRW with Monotone Exterior Paint



20-inch polished aluminum with White Gold painted pockets  
Available on 2500 and 3500 SRW with Two-Tone Exterior Paint



20-inch polished aluminum with Silver painted pockets  
Available on 2500 and 3500 SRW with Monotone Exterior Paint



17-inch polished aluminum  
Standard on 3500 DRW

# LARAMIE LIMITED (CREW CAB / MEGA CAB<sup>SM</sup>)



## POWERTRAIN

- 5.7L HEMI<sup>®</sup> Variable Valve Timing (VVT) V8 with 6-speed automatic
- 6.4L HEMI VVT V8 with FuelSaver/Multi-Displacement System (MDS) and 6-speed automatic
- 6.7L Cummins<sup>®</sup> High-Output Turbo Diesel I-6 with 6-speed AISIN<sup>®</sup> automatic
- 6.7L Cummins Turbo Diesel I-6 with 6-speed automatic

## ENHANCEMENTS vs. LARAMIE LONGHORN<sup>®</sup>

### INTERIOR AMENITIES

- All-Black interior
- Luxury Berber front/rear floor mats
- Luxury door-trim panel with Argento wood accents
- Premium Black leather front bucket seats
- Premium leather-wrapped steering wheel with real wood accents and audio/cruise controls

### EXTERIOR FEATURES

- 20-inch bright chrome "RAM" badge on tailgate
- 20-inch polished forged aluminum wheels
- Body-colour fender flares
- Body-colour front/rear bumpers
- Chrome bodyside moulding and tailgate accent
- Chrome wheel-to-wheel side steps (SRW only)
- Monotone exterior paint
- RamBox<sup>®</sup> Cargo Management System (6'4" box, SRW)

### SAFETY & SECURITY

- Auto High-Beam Headlamp Control
- Rain-sensing windshield wipers
- Remote Keyless Enter 'n Go<sup>™</sup> with proximity entry and push-button start

## SELECT OPTIONAL EQUIPMENT

- 180-Amp Alternator (5.7L HEMI)
- 220-Amp Alternator (6.4L HEMI and 6.7L Cummins)
- Anti-Spin Differential Rear Axle (2500)
- Auto-Level Rear Air Suspension
- Centre High-Mounted Stop Lamp (CHMSL) Camera
- Chrome, Power Folding, Heated 7 x 11-Inch Trailer Tow Mirrors with Memory, Supplemental Turn Signals and Courtesy Lamps
- Clearance Lamps
- Dual Rear Wheels (3500; N/A on Crew Cab 6'4" box)
- Instrument Panel-Mounted Auxiliary Switches
- Mopar<sup>®</sup> 20K Fifth-Wheel Hitch
- Mopar 25K Fifth-Wheel Hitch (3500)
- Power Sunroof
- Tri-Fold Tonneau Cover

## PACKAGE GROUPS

- Chrome Bumper Package – Includes chrome front and rear bumpers
- Fifth-Wheel/Gooseneck Prep Group – See ST model for group details
- Heavy-Duty Snowplow Prep Group – See ST model for group details
- Off-Road Package – See ST model for group details
- Protection Group – See ST model for group details



20-inch polished forged aluminum  
Standard on 2500 and 3500 SRW



17-inch polished aluminum  
Standard on 3500 DRW



Standard



Crew Cab shown with standard Natura Plus leather front bucket seats—Black



Shown with standard Uconnect 8.4 NAV multimedia centre



Natura Plus leather with perforated inserts—Black

Standard



FOR FULL OPTION DETAILS, VISIT [RAMTRUCK.CA](http://RAMTRUCK.CA)

# PAINT



3500 Laramie® Limited—Pearl White



2500 SLT with Black Appearance Group—Brilliant Black Crystal Pearl



2500 Laramie—Black Forest Green Pearl



2500 Laramie—Bright White



3500 Laramie DRW—Bright Silver Metallic



2500 Laramie—Granite Crystal Metallic



2500 ST with Power Wagon® Package—Blue Streak Pearl



2500 Laramie—Maximum Steel Metallic



3500 SLT with SLT Plus Décor Group—True Blue Pearl



2500 SLT with SLT Plus Décor Group—Flame Red



2500 Laramie with Sport Appearance Group—Red Pearl



2500 Laramie—Luxury Brown Pearl

# SPECIFICATIONS

6.7L CUMMINS® TURBO DIESEL	
HORSEPOWER (max)	385 hp @ 2800 rpm
TORQUE (max)	900 lb-ft @ 1700 rpm
CONFIGURATION	I-6
DISPLACEMENT	408 cu in / 6690 cu cm
BORE x STROKE	4.21 x 4.88 in / 107.0 x 124.0 mm
BLOCK MATERIAL	Cast-iron
CYLINDER HEAD MATERIAL	Cast-iron
AIR INDUCTION	Turbocharged
VALVE TRAIN	OHV, 24 valves, solid lifters
FUEL DELIVERY / RECOMMENDED FUEL	Electronic high-pressure common rail / ultra low-sulfur diesel
COMPRESSION RATIO	16.2:1
ALTERNATORS	180-amp (standard) 220-amp (available) Dual 440-amp (available)
OIL CAPACITY	11.4 L (12.0 qt)
MAXIMUM RECOMMENDED OIL CHANGE INTERVAL	24,000 kilometres / 6 months <sup>5</sup>

6.4L HEMI® V8	
HORSEPOWER	410 hp @ 5600 rpm*
TORQUE (max)	429 lb-ft @ 4000 rpm
CONFIGURATION	90-degree V8
DISPLACEMENT	392 cu in / 6417 cu cm
BORE x STROKE	4.09 x 3.72 in / 103.9 x 94.6 mm
BLOCK MATERIAL	Cast-iron
CYLINDER HEAD MATERIAL	Aluminum
AIR INDUCTION	Naturally aspirated
VALVE TRAIN	VVT, pushrod-operated overhead valves, 16 valves
FUEL DELIVERY / RECOMMENDED FUEL	Sequential, multiport, electronic, returnless / unleaded regular (87 octane)
COMPRESSION RATIO	10.0:1
ALTERNATORS	180-amp (standard) 220-amp (available) Dual 380-amp (available)
OIL CAPACITY	6.6 L (7.0 qt)
MAXIMUM RECOMMENDED OIL CHANGE INTERVAL	The "smart" oil change indicator system will remind you when to take your vehicle in for maintenance.

<sup>5</sup>May be sooner if prompted by the oil change indicator system. Intervals for biodiesel 6% - 20% blends are 12,875 kilometres or 6 months.  
\*370 horsepower on 3500 Mega Cab models.

FOR FULL SPECIFICATIONS, VISIT

5.7L HEMI® V8	
HORSEPOWER	383 hp @ 5600 rpm
TORQUE	400 lb-ft @ 4000 rpm
CONFIGURATION	90-degree V8
DISPLACEMENT	345 cu in / 5654 cu cm
BORE x STROKE	3.92 x 3.58 in / 99.5 x 90.9 mm
BLOCK MATERIAL	Cast-iron
CYLINDER HEAD MATERIAL	Aluminum alloy
AIR INDUCTION	Naturally aspirated
VALVE TRAIN	Pushrod-operated overhead valves, 16 valves
FUEL DELIVERY / RECOMMENDED FUEL	Sequential, multiport, electronic, returnless / unleaded mid-grade (89 octane)
COMPRESSION RATIO	10.5:1
ALTERNATOR	160-amp
OIL CAPACITY	6.6 L (7.0 qt)
MAXIMUM RECOMMENDED OIL CHANGE INTERVAL	The "smart" oil change indicator system will remind you when to take your vehicle in for maintenance.

INTERIOR DIMENSIONS, mm (in) (unless noted otherwise)	REGULAR CAB			CREW CAB			MEGA CAB®		
	REGULAR CAB	CREW CAB	MEGA CAB®	REGULAR CAB	CREW CAB	MEGA CAB®	REGULAR CAB	CREW CAB	MEGA CAB®
HEADROOM (front / rear)	1014 (39.9) / —	1041 (41.0) / 1014 (39.9)	1041 (41.0) / 1024 (40.3)						
LEGROOM (front / rear)	1041 (41.0) / —	1041 (41.0) / 1024 (40.3)	1041 (41.0) / 1100 (43.3)						
SHOULDER ROOM (front / rear)	1676 (66.0) / —	1676 (66.0) / 1676 (66.0)	1676 (66.0) / 1676 (66.0)						
HIP ROOM (front / rear)	1599 (62.9) / —	1605 (63.2) / 1605 (63.2)	1605 (63.2) / 1605 (63.2)						
TOTAL INTERIOR VOLUME, L (cu ft)	1770 (62.5)	3548 (125.3)	3695 (130.5)						

RAM 2500	TOWING <sup>†</sup> kg (lb) - SAE J2807 COMPLIANT		REGULAR CAB				CREW CAB				MEGA CAB		
	Maximum loaded trailer weights (when properly equipped)		8' BOX		6'4" BOX		8' BOX		6'4" BOX				
	Engine	Axle Ratio	GCWR	4x2	4x4	4x2	4x4	4x2	4x4	4x2	4x4	4x2	4x4
5.7L HEMI V8 / 66RFE 6-speed	3.73	8301 (18,300)	5393 (11,890)	5221 (11,510)	5225 (11,520)	5080 (11,200)	5166 (11,390)	5003 (11,030)	5008 (11,040)	5008 (11,040)	4890 (10,780)		
6.4L HEMI V8 / 66RFE 6-speed	3.73	8981 (19,800)	6042 (13,320)	5865 (12,930)	5870 (12,940)	5728 (12,630)	5811 (12,810)	5652 (12,460)	5679 (12,520)	5652 (12,460)	5552 (12,240)		
6.7L Cummins® Turbo Diesel I-6 / 68RFE 6-speed	3.42	11,476 (25,300)	8156 (17,980)	7956 (17,540)	7942 (17,510)	7802 (17,200)	7879 (17,370)	7720 (17,020)	7788 (17,170)	7788 (17,170)	7003 (15,440)		
PAYLOAD <sup>‡</sup> kg (lb)		GVWR	4x2	4x4	4x2	4x4	4x2	4x4	4x2	4x4	4x2	4x4	
5.7L HEMI V8 / 66RFE 6-speed		4082 (9000)	1388 (3060)	1211 (2680)	1220 (2690)	1075 (2370)	1161 (2560)	997 (2200)	1002 (2210)	1002 (2210)	889 (1960)		
6.4L HEMI V8 / 66RFE 6-speed		4536 (10,000)	1810 (3990)	1633 (3600)	1637 (3610)	1497 (3300)	1579 (3480)	1420 (3130)	1447 (3190)	1447 (3190)	1320 (2910)		
6.7L Cummins Turbo Diesel I-6 / 68RFE 6-speed		4536 (10,000)	1433 (3160)	1225 (2720)	1220 (2690)	1080 (2380)	1152 (2540)	998 (2200)	1061 (2340)	1061 (2340)	921 (2020)		

RAM 3500	TOWING <sup>†</sup> kg (lb) - SAE J2807 COMPLIANT		REGULAR CAB				CREW CAB				MEGA CAB	
	Maximum loaded trailer weights (when properly equipped)		8' BOX		6'4" BOX		8' BOX		6'4" BOX			
	Engine	Axle Ratio	GCWR	4x2	4x4	4x2	4x4	4x2	4x4	4x2	4x4	4x2
5.7L HEMI V8 / 66RFE 6-speed	3.73	8346 (18,400) SRW	5402 (11,910)	5244 (11,560)	5225 (11,520)	5080 (11,200)	5176 (11,410)	4999 (11,020)	5085 (11,210)	4935 (10,880)		
6.4L HEMI V8 / 66RFE 6-speed	3.73	9027 (19,900) SRW	6065 (13,370)	5883 (12,970)	5883 (12,970)	5734 (12,640)	5820 (12,830)	5656 (12,470)	5738 (12,650)	5588 (12,320)		
6.7L Cummins High-Output Turbo Diesel I-6 / AISIN® 6-speed	3.42	11,476 (25,300) SRW	8060 (17,770)	7902 (17,420)	7870 (17,350)	7734 (17,050)	7806 (17,210)	7648 (16,860)	7707 (16,990)	7530 (16,600)		
PAYLOAD <sup>‡</sup> kg (lb)		GVWR	4x2	4x4	4x2	4x4	4x2	4x4	4x2	4x4	4x2	4x4
5.7L HEMI V8 / 66RFE 6-speed		4581 (10,100) SRW	1851 (4080)	1783 (3930)								
6.4L HEMI V8 / 66RFE 6-speed		4672 (10,300) SRW										
6.7L Cummins High-Output Turbo Diesel I-6 / AISIN® 6-speed		4763 (10,500) SRW										
5.7L HEMI V8 / 66RFE 6-speed		4854 (10,700) SRW					1801 (3970)					
6.4L HEMI V8 / 66RFE 6-speed		4990 (11,000) SRW						2032 (4480)			1969 (4280)	
6.7L Cummins High-Output Turbo Diesel I-6 / AISIN® 6-speed		5126 (11,300) SRW							1991 (4390)			1978 (4350)
5.7L HEMI V8 / 66RFE 6-speed		4627 (10,200) SRW	1878 (4140)									
6.4L HEMI V8 / 66RFE 6-speed		4717 (10,400) SRW		1787 (3940)								
6.7L Cummins High-Output Turbo Diesel I-6 / AISIN® 6-speed		4763 (10,500) SRW			1833 (4040)							
5.7L HEMI V8 / 66RFE 6-speed		4899 (10,800) SRW					1819 (4010)					
6.4L HEMI V8 / 66RFE 6-speed		5035 (11,100) SRW						2041 (4500)				
6.7L Cummins High-Output Turbo Diesel I-6 / AISIN® 6-speed		5080 (11,200) SRW									2032 (4420)	
5.7L HEMI V8 / 66RFE 6-speed		5171 (11,400) SRW								2014 (4440)		1982 (4290)
6.4L HEMI V8 / 66RFE 6-speed		6033 (13,300) DRW	3125 (6890)	2953 (6510)				2867 (6320)	2708 (5970)	2758 (6070)	2672 (5840)	
6.7L Cummins High-Output Turbo Diesel I-6 / AISIN® 6-speed		6214 (13,700) DRW	3307 (7290)	3134 (6910)								
5.7L HEMI V8 / 66RFE 6-speed		6260 (13,800) DRW		3352 (7390)								
6.4L HEMI V8 / 66RFE 6-speed		6305 (13,900) DRW									3030 (6670)	
6.7L Cummins High-Output Turbo Diesel I-6 / AISIN® 6-speed		6350 (14,000) DRW						3184 (7020)	3026 (6670)			2989 (6540)
5.7L HEMI V8 / 66RFE 6-speed		5035 (11,100) SRW	1833 (4040)									
6.4L HEMI V8 / 66RFE 6-speed		5216 (11,500) SRW		1855 (4090)	1823 (4020)							
6.7L Cummins High-Output Turbo Diesel I-6 / AISIN® 6-speed		5262 (11,600) SRW									1719 (3760)	
5.7L HEMI V8 / 66RFE 6-speed		5307 (11,700) SRW					1778 (3920)					
6.4L HEMI V8 / 66RFE 6-speed		5443 (12,000) SRW						1987 (4380)				
6.7L Cummins High-Output Turbo Diesel I-6 / AISIN® 6-speed		5579 (12,300) SRW								1964 (4330)		1873 (4070)
5.7L HEMI V8 / 66RFE 6-speed		6350 (14,000) DRW	2985 (6580)	2812 (6200)				2735 (6030)	2576 (5680)	2626 (5770)	2490 (5470)	

<sup>†</sup>Information subject to change. All weights shown in kg (lb). Please visit [www.rambodybuilder.com](http://www.rambodybuilder.com) for the latest specifications. Payload and Max Trailer Weights are ESTIMATED values. Payload and Max Trailer Weight values are rounded to the nearest 4.5 kg (10 lb). Trailer Weight Rating and Tow Vehicle Trailering Weight are calculated as specified in SAE J2807. Passenger Weight = 300 lb. Options Weight = 100 lb. Trailering Equipment Weight: 75 lb for conventional hitch, 70 lb for gooseneck and 250 lb for fifth wheel. Payload and Trailer Weight Rating are mutually exclusive. GAWRs, GVWRs and GCWRs should never be exceeded. The recommended tongue weight for a conventional hitch is 10 percent of the gross trailer weight. The recommended tongue weight for a fifth-wheel or gooseneck hitch is 15 percent of the gross trailer weight. The maximum tongue weight for Class V (hitch receiver) is limited to 1800 lb. The tongue weight should never exceed any of the manufacturer recommendations, including but not limited to payload and GAWR. A fifth-wheel or gooseneck hitch is required for trailers over 18,000 lb. A gooseneck hitch is required for trailers over 25,000 lb. See your Ram retailer for details. DRW = Dual Rear Wheels. SRW = Single Rear Wheels. GCWR = Gross Combined Weight Rating. GVWR = Gross Vehicle Weight Rating.

RAMBODYBUILDER.COM





# RAM



**5YR/160,000KM<sup>®</sup>**  
DIESEL POWERTRAIN LIMITED WARRANTY

**5YR/100,000KM<sup>®</sup>**  
GAS POWERTRAIN LIMITED WARRANTY



Uconnect<sup>™</sup>

(((SiriusXM)))<sup>17</sup>

**ABOUT THIS CATALOGUE:** Since the time of printing, some of the information you'll find in this catalogue may have been updated. Ask your retailer for details. Some of the equipment shown or described throughout this catalogue may be available at extra cost. Specifications, descriptions, illustrative materials and all competitive comparisons contained herein are as accurate as known at the time this publication was approved for printing. FCA Canada Inc. reserves the right to discontinue models at any time or change specifications without notice or without incurring obligation. For the price of the model with the equipment you desire, or verification of specifications contained herein, see your Ram retailer. ©2016 FCA Canada Inc. All Rights Reserved. Chrysler, Dodge, Jeep, Ram, Mopar, SRT, Laramie, Laramie Limited, Laramie Longhorn, Mega Cab, Mopar Vehicle Protection, Outdoorsman, SLT, HEMI, Park-Sense, ParkView, Power Wagon, Quad Cab, RamBox, the Ram's Head logo, R/T, Sentry Key, Tru-Lok and Uconnect are registered trademarks, and Active Air, Articulink, Keyless Enter 'n Go and Rebel are trademarks of FCA US LLC. AISIN is a registered trademark of Aisin Seiki Co., Ltd. Bilstein is a registered trademark of August-Bilstein GmbH & Co. Bluetooth is a registered trademark of Bluetooth SIG, Inc. Cummins is a registered trademark of Cummins, Inc. Firestone is a registered trademark of Firestone Tire & Rubber Company. iPad, iPhone, iPod, iTunes and Siri are registered trademarks of Apple Inc. SIRIUS and all related marks and logos are registered trademarks of SiriusXM Radio Inc. and its subsidiaries. All rights reserved. Toyo Tires is a registered trademark of TOYO TIRE & RUBBER CO., LTD. Goodyear and DuraTrac are registered trademarks of The Goodyear Tire & Rubber Company. Facebook and logo are registered trademarks of Facebook, Inc. The Twitter name, logo, Twitter T, Tweet and Twitter blue bird are service marks of Twitter, Inc. WARN is a registered trademark of Warn Industries, Inc.

**WARRANTIES:** 2017 Chrysler, Jeep, Dodge and Ram vehicles are backed by a 5-year or 100,000-kilometre\* fully transferable Powertrain Limited Warranty with \$0 deductible plus 24-hour roadside assistance.<sup>1</sup> Basic Warranty coverage is for 3 years or 60,000 kilometres. Rust-through coverage on all body sheet metal is for 3 years. The Cummins Turbo Diesel engine is protected by a separate Limited Warranty, covering the engine for 5 years or 160,000 kilometres.

\*Whichever comes first. Some conditions may apply. <sup>1</sup>The 5-Year/100,000-Kilometre Powertrain Limited Warranty does not apply to vehicles sold for certain commercial uses. See your retailer for full details.

**MOPAR VEHICLE PROTECTION:** FCA Canada Inc. has a vested interest in your satisfaction and owner experience with your new Ram truck. Mopar Vehicle Protection offers extended service plans to help ensure that you'll enjoy your truck for many years down the road. For more information on comprehensive vehicle coverage, see your Ram retailer, call 800-465-2001 or visit [fcaCanada.ca/owners](http://fcaCanada.ca/owners)

**DISCLAIMERS:** 1 Based on IHS Automotive: Polk Canadian Vehicles In Operation data as of July 1, 2016, for 2500/250 and 3500/350 large diesel pickups and model years 1994-2016. 2 Based on IHS Automotive: Canadian Total New Vehicle Registration data comparing calendar year end market share and volume gains for 2010 versus 2015 for the mid-size and large pickup segments as defined by FCA Canada Inc. 3 Based on 2500/250 and 3500/350 class pickups. 4 Based on 2500/250 and 3500/350 class pickups. Oil change intervals will vary based on excessive engine run times, operating conditions, maintenance schedules and driving habits. See your retailer for full details. 5 Based on 2500/250 and 3500/350 class pickups. 370 horsepower on 3500 Mega Cab models. 6 Durability based on longevity. Based on IHS Automotive: Polk Canadian Vehicles In Operation data as of July 1, 2016, for 2500/250 and 3500/350 large diesel pickups and model years 1994 - 2016. 7 Based on IHSMarkit Automotive Canadian New Vehicle Total Registrations from CYE 2011 - 2016 and CYTD July 2016 for the FCA custom Large Pickup HD Segment which includes: RAM and Dodge 2500/3500 Series Pickup Trucks, Chevrolet and GMC 2500/3500 Series Pickup Trucks and Ford F250/F350 Pickup Trucks. 8 2016 Chrysler, Jeep, Dodge and Ram vehicles are backed by a 5-year or 100,000-kilometre\* fully transferable Powertrain Limited Warranty with \$0 deductible plus 24-hour roadside assistance.<sup>1</sup> Basic Warranty coverage is for 3 years or 60,000 kilometres. Rust-through coverage on all body sheet metal is for 3 years. The Cummins Turbo Diesel engine is protected by a separate Limited Warranty, covering the engine for 5 years or 160,000 kilometres. AISIN transmissions are covered by a separate Limited Warranty, covering the transmission for 5 years or 160,000 kilometres. <sup>1</sup>The 5-Year/100,000-Kilometre Powertrain Limited Warranty does not apply to vehicles sold for certain commercial uses. See your retailer for full details. \*Whichever comes first. Some conditions may apply. 9 Based on IHSMarkit Automotive Canadian New Vehicle Total Registrations from CYE 2011 - 2015 and CYTD July 2016 for all Cars, Light Duty and Medium/Heavy Duty Trucks with a V8 engine. 10 Based on 2500/250 class pickups. 11 No system can repeal the laws of physics or overcome careless driving actions. Performance is limited by available traction, which snow, ice and other conditions can affect. When the warning lamp flashes, the driver needs to use less throttle and adapt speed and driving behaviour to prevailing road conditions. 12 This is a driver convenience system, not a substitute for active driver involvement. The driver must remain aware of his/her surroundings and be prepared to take corrective action to avoid collisions. 13 Driving while distracted can result in loss of vehicle control. Only use mobile phones and other devices, even with voice commands, when it is safe to do so. Voice commands of phone require a Bluetooth-compatible phone. 14 Preset voice-to-text messaging and incoming text message reading requires a MAP-enabled phone. 15 Siri Eyes Free requires an iPhone equipped with Siri. Certain features not available while the vehicle is in motion. iPhone must be within active cellular range. Customer's existing iPhone data rates apply to Internet-supported features. 16 Never program while driving. GPS mapping and available 3D navigation may not be detailed or available in all areas or reflect current road regulations. 17 Requires SiriusXM radio subscriptions governed by SIRIUS terms and conditions available at [siriusxm.ca](http://siriusxm.ca). 18 The Advanced Front Air Bags in this vehicle are certified to the federal regulations for Advanced Air Bags. Children 12 years old and younger should always ride buckled up in a rear seat. Infants in rear-facing child restraints should never ride in the front seat of a vehicle with a passenger front air bag. All occupants should always wear their lap and shoulder belts properly. 19 Additional fees will apply for Retailer-Activated Navigation. 20 Not compatible with all garage door openers.

Ram is a registered trademark of FCA US LLC. Form No. 52017C470E/Printed in Canada.



LIKE US ON: [facebook.com/ramtruckscanada](http://facebook.com/ramtruckscanada)



FOLLOW US ON: [twitter.com/ramtruckscanada](http://twitter.com/ramtruckscanada)

# RAMTRUCK.CA 800-361-3700